

Securian AM Balanced Stabilization Fund

Class A Shares (Ticker: VVMAX)

Institutional Class Shares (Ticker: VVMIX)

Securian AM Equity Stabilization Fund

Class A Shares (Ticker: VMEAX)

Institutional Class Shares (Ticker: VMEIX)

Each a series of Investment Managers Series Trust

**Supplement dated September 9, 2022 to the
Prospectus, Statement of Additional Information (“SAI”),
and Summary Prospectuses, each dated January 1, 2022, as supplemented.**

Effective September 2, 2022, Craig Stapleton no longer serves as a portfolio manager of the Securian AM Balanced Stabilization Fund and Securian AM Equity Stabilization Fund (the “Funds”). Accordingly, all references in the Prospectus, SAI and Summary Prospectuses to Mr. Stapleton as a portfolio manager of the Funds are hereby deleted. Jeremy Gogos, Ph.D., CFA, and Merlin L. Erickson will continue to serve as portfolio managers of the Funds.

Please file this Supplement with your records.

Securian AM Real Asset Income Fund

Class A Shares (VSDAX)
Institutional Class Shares (VSDIX)

A series of Investment Managers Series Trust

**Supplement dated June 17, 2022 to the
Prospectus, Statement of Additional Information (“SAI”),
and Summary Prospectus, each dated January 1, 2022, as supplemented.**

The Board of Trustees of the Trust has approved a Plan of Liquidation for the Securian AM Real Asset Income Fund (the “Fund”). The Plan of Liquidation authorizes the termination, liquidation and dissolution of the Fund. In order to perform such liquidation, effective immediately the Fund is closed to all new investment.

The Fund will be liquidated on or about July 22, 2022 (the “Liquidation Date”), and shareholders may redeem their shares until the Liquidation Date. On or promptly after the Liquidation Date, the Fund will make a liquidating distribution to its remaining shareholders equal to each shareholder’s proportionate interest in the net assets of the Fund, in complete redemption and cancellation of the Fund’s shares held by the shareholder, and the Fund will be dissolved.

In anticipation of the liquidation of the Fund, Securian Asset Management, Inc., the Fund’s sub-advisor, may manage the Fund in a manner intended to facilitate its orderly liquidation, such as by raising cash or making investments in other highly liquid assets. As a result, during this time, all or a portion of the Fund may not be invested in a manner consistent with its stated investment strategies, which may prevent the Fund from achieving its investment objective.

Please contact the Fund at 1-800-207-7108 if you have any questions or need assistance.

Please file this Supplement with your records.

Securian AM Real Asset Income Fund

Class A Shares (VSDAX)
Institutional Class Shares (VSDIX)

A series of Investment Managers Series Trust

**Supplement dated March 17, 2022 to the
Prospectus, Statement of Additional Information (“SAI”),
and Summary Prospectus, each dated January 1, 2022, as supplemented.**

Effective immediately, Joseph R. Betlej, CFA no longer serves as portfolio manager of the Securian AM Real Asset Income Fund (the “Fund”). Accordingly, all references in the Prospectus, SAI and Summary Prospectus to Mr. Betlej as a portfolio manager of the Fund are hereby deleted. Lowell R. Bolken, CFA and Craig M. Stapleton, CFA will continue to serve as portfolio managers of the Fund.

In addition, effective July 31, 2022, Securian Asset Management, Inc. will no longer serve as sub-advisor to the Fund. Liberty Street Advisors, Inc., the Fund’s investment advisor, is currently evaluating options for the Fund, including finding a replacement sub-advisor or engaging in a strategic transaction for the Fund.

Please file this Supplement with your records.

Liberty Street Funds

Braddock Multi-Strategy Income Fund

Class A Shares (BDKAX)

Class C Shares (BDKCX)

Class T Shares (BDKDX)

Institutional Class Shares (BDKNX)

Robinson Opportunistic Income Fund

Class A Shares (RBNAX)

Class C Shares (RBNCX)

Class T Shares (RBNDX)

Institutional Class Shares (RBNNX)

Robinson Tax Advantaged Income Fund

Class A Shares (ROBAX)

Class C Shares (ROBCX)

Class T Shares (ROBDX)

Institutional Class Shares (ROBNX)

West Loop Realty Fund

Class A Shares (REIAX)

Class C Shares (REICX)

Class T Shares (REIDX)

Institutional Class Shares (REIIX)

Securian AM Balanced Stabilization Fund

Class A Shares (VVMAX)

Institutional Class Shares (VVMIX)

Securian AM Equity Stabilization Fund

Class A Shares (VMEAX)

Institutional Class Shares (VMEIX)

Securian AM Real Asset Income Fund

Class A Shares (VSDAX)

Institutional Class Shares (VSDIX)

Each a series of Investment Managers Series Trust

**Supplement dated February 18, 2022, to each currently effective
Prospectus and Statement of Additional Information (“SAI”).**

Effective February 22, 2022, the address for Liberty Street Advisors, Inc. (“Liberty Street”), the investment advisor to the Braddock Multi-Strategy Income Fund, Robinson Opportunistic Income Fund, Robinson Tax Advantaged Income Fund, Securian AM Balanced Stabilization Fund, Securian AM Equity Stabilization Fund, Securian AM Real Asset Income Fund, and West Loop Realty Fund has been changed to 88 Pine Street, 31st Floor, Suite 3101, New York, NY 10005. Accordingly, all references in each Prospectus and SAI to Liberty Street’s address are revised as indicated.

Please retain this Supplement with your records.



Securian AM Real Asset Income Fund

**Class A Shares - VSDAX
Institutional Class Shares - VSDIX**

Securian AM Balanced Stabilization Fund

**Class A Shares - VVMAX
Institutional Class Shares - VVMIX**

Securian AM Equity Stabilization Fund

**Class A Shares - VMEAX
Institutional Class Shares - VMEIX**

**PROSPECTUS
January 1, 2022**

The Securities and Exchange Commission (the "SEC") has not approved or disapproved these securities or passed upon the accuracy or adequacy of this Prospectus. Any representation to the contrary is a criminal offense.

Securian AM Mutual Funds

Each a series of Investment Managers Series Trust (the "Trust")

Table of Contents

SUMMARY SECTION – Securian AM Real Asset Income Fund.....	3
SUMMARY SECTION – Securian AM Balanced Stabilization Fund	13
SUMMARY SECTION – Securian AM Equity Stabilization Fund.....	21
MORE ABOUT THE FUNDS’ INVESTMENT OBJECTIVE, PRINCIPAL INVESTMENT STRATEGIES AND RISKS	28
MANAGEMENT OF THE FUNDS	42
DISTRIBUTION AND SHAREHOLDER SERVICE PLAN	45
PURCHASE OF SHARES.....	46
YOUR ACCOUNT WITH THE FUNDS	46
DIVIDENDS AND DISTRIBUTIONS	63
FEDERAL INCOME TAX CONSEQUENCES	63
FINANCIAL HIGHLIGHTS.....	65
APPENDIX A – WAIVERS AND DISCOUNTS AVAILABLE FROM INTERMEDIARIES AND CONVERSION POLICIES	68
FOR MORE INFORMATION	74

This Prospectus sets forth basic information about the Funds that you should know before investing. It should be read and retained for future reference.

The date of this Prospectus is January 1, 2022.

SUMMARY SECTION – Securian AM Real Asset Income Fund

Investment Objective

The Securian AM Real Asset Income Fund (the “Real Asset Income Fund” or “Fund”) seeks above average income and long-term growth of capital, with reduced volatility compared to broader equity markets, as a secondary objective.

Fees and Expenses of the Fund

This table describes the fees and expenses that you may pay if you buy, hold, and sell shares of the Fund. You may pay other fees, such as brokerage commissions and other fees to financial intermediaries, which are not reflected in the table and example below. You may qualify for sales charge discounts if you and your family invest, or agree to invest in the future, at least \$50,000 in Class A Shares of the Fund in a single transaction. More information about these fees and other discounts is available from your financial professional and in the section titled “Choosing a Share Class” on page 58 and in “APPENDIX A – Waivers and Discounts Available from Intermediaries and Conversion Policies” of the Prospectus.

	Class A Shares	Institutional Class Shares
Shareholder Fees <i>(fees paid directly from your investment)</i>		
Maximum sales charge (load) imposed on purchases (as a percentage of offering price)	5.75% ⁽¹⁾	None
Maximum deferred sales charge (load) (as a percentage of the lesser of the value redeemed or the amount invested)	1.00% ⁽²⁾	None
Wire fee	\$20	\$20
Overnight check delivery fee	\$25	\$25
Retirement account fees (annual maintenance fee)	\$15	\$15
Annual Fund Operating Expenses <i>(expenses that you pay each year as a percentage of the value of your investment)</i>		
Management fees	0.75%	0.75%
Distribution and service (Rule 12b-1) fees	0.25%	None
Other expenses ⁽³⁾	0.40%	0.40%
Acquired fund fees and expenses	0.01%	0.01%
Total annual fund operating expenses ⁽⁴⁾	1.41%	1.16%
Fees waived and/or expenses reimbursed ⁽⁵⁾	(0.20%)	(0.20%)
Total annual fund operating expenses after waiving fees and/or reimbursing expenses ^{(4), (5)}	1.21%	0.96%

- 1 No initial sales charge is applied to purchases of \$1 million or more.
- 2 A contingent deferred sales charge (“CDSC”) of 1.00% will be charged on certain Class A Share purchases of \$1 million or more that are redeemed in whole or in part within 12 months of the date of purchase.
- 3 Other expenses for Class A shares are estimated for the current fiscal year, based on current expenses for existing share class.
- 4 The total annual fund operating expenses and total annual fund operating expenses after fee waiver and/or expense reimbursements do not correlate to the ratio of expense to average net assets appearing in the financial highlights table, which reflects only the operating expenses of the Fund and does not include acquired fund fees and expenses.
- 5 The Fund’s advisor has contractually agreed to waive its fees and/or pay for operating expenses of the Fund to the extent necessary to ensure that total annual fund operating expenses (excluding any taxes, leverage interest, brokerage commissions, dividend and interest expenses of short sales, acquired fund fees and expenses (as determined in accordance with Form N-1A), expenses incurred in connection with any merger or reorganization and extraordinary expenses such as litigation expenses) do not exceed 1.20% and 0.95% of the average daily net assets of the Class A Shares and Institutional Class Shares, respectively. This agreement is in effect until December 31, 2023, and may be terminated before that date only by the Trust’s Board of Trustees. The Fund’s advisor is permitted to seek reimbursement from the Fund, subject to certain limitations, of fees waived or payments made to the Fund for a period ending three full fiscal years after the date of the waiver or payment. This reimbursement may be requested from the Fund if the reimbursement

will not cause the Fund's annual expense ratio to exceed the lesser of (a) the expense limitation in effect at the time such fees were waived or payments made, or (b) the expense limitation in effect at the time of the reimbursement.

Example

This example is intended to help you compare the costs of investing in the Fund with the cost of investing in other mutual funds.

The example assumes that you invest \$10,000 in the Fund for the time periods indicated and then redeem all of your shares at the end of those periods. The example also assumes that your investment has a 5% return each year and that the Fund's operating expenses remain the same. The example reflects the Fund's contractual fee waiver and/or expense reimbursement only for the term of the contractual fee waiver and/or expense reimbursement.

Although your actual costs may be higher or lower, based on these assumptions, your costs would be:

	<u>One Year</u>	<u>Three Years</u>	<u>Five Years</u>	<u>Ten Years</u>
Class A Shares	\$691	\$958	\$1,265	\$2,135
Institutional Class Shares	\$98	\$328	\$599	\$1,372

Portfolio Turnover

The Fund pays transaction costs, such as commissions, when it buys and sells securities (or "turns over" its portfolio). A higher portfolio turnover rate may indicate higher transaction costs and may result in higher taxes when Fund shares are held in a taxable account. These costs, which are not reflected in the annual fund operating expenses or in the example, affect the Fund's performance. During the most recent fiscal year, the Fund's portfolio turnover rate was 44% of the average value of its portfolio.

Principal Investment Strategies

Under normal market conditions, the Fund primarily invests at least 80% of its net assets (including any borrowing for investment purposes) in "real assets" and securities of companies that derive at least 50% of their revenues from activities related to real assets. Real assets are defined broadly by the Fund to include any assets that have physical properties, such as energy and natural resources, real estate, basic materials, equipment, utilities and infrastructure, and commodities. The Fund will emphasize investments in dividend-paying equity securities, including common and preferred stocks, and securities convertible into common stocks, of mainly U.S. companies, but may also include fixed income securities of real asset companies, Treasury inflation-protected securities ("TIPs"), floating rate securities and foreign utilities, foreign infrastructure-related, and foreign real estate-related companies. The Fund's investment in foreign securities, including securities of foreign issuers which are not U.S. dollar denominated and/or traded in the U.S., will not exceed 30% of its total assets.

Typically, the Fund's sub-advisor concentrates its investments in, and allocates 40% or more of the Fund's total assets to, Real Estate Securities. Real Estate Securities include securities issued by companies that receive at least 50% of their gross revenue from the construction, ownership, management, financing or sale of residential, commercial or industrial real estate and securities issued by companies primarily engaged in businesses that sell or offer products or services that are closely related to the real estate industry. Real Estate Securities also include securities issued by Real Estate Investment Trusts ("REITs") or Real Estate Operating Companies ("REOCs") that are listed on a securities exchange or traded over-the-counter ("Real Estate Securities").

The Fund also may invest up to 25% of its total assets in the securities of master limited partnerships ("MLPs"). MLPs are publicly traded partnerships primarily engaged in the transportation, storage, processing, refining, marketing, exploration, production, and mining of minerals and natural resources. MLPs trade on national securities exchanges exactly like the shares of a corporation, without entity level taxation.

The Fund may invest in companies of any size. The sub-advisor's investment process emphasizes fundamental research and incorporates both top-down and bottom-up considerations to identify diversified sources of real return. Top-down factors, including current and forecasted financial market conditions, global economic trends, demographic trends, and public policies ranging from monetary to fiscal to regulatory, provide much of the broader portfolio construction framework. The sub-advisor further incorporates into its top-down analysis a consideration of the prevailing financing markets conditions for pricing and availability of certain capital-intensive projects. The sub-advisor's bottom-up analysis seeks to identify industries and companies that can flexibly adjust to investment opportunities that seek to deliver returns exceeding a company's cost of capital. In addition, the sub-advisor's fundamental research utilizes both quantitative and qualitative analysis to evaluate the risk/return trade-off for relative positioning by asset class, sector, and industry in an effort to build an optimal risk-adjusted portfolio. Security selection represents the sub-advisor's final level of decision-making in its investment process. In selecting securities, the Fund's sub-advisor considers factors such as a company's dividend payments, financial condition, financial performance, quality of management, policies and strategies, business plans and competitive market condition, with emphasis on relative valuation.

In addition, the Fund may invest in fixed income securities of any duration or maturity (including TIPS). Duration measures the sensitivity of the price of a fixed income investment to a change in interest rates. For example, an investment with a two-year duration means that it will decrease in value by 2% if interest rates rise 1%. Conversely, the investment will increase in value by 2% if interest rates fall 1%. TIPS are fixed income securities issued by the U.S. Treasury. The value of the fixed income security's principal is adjusted to track changes in the Consumer Price Index for all Urban Consumers before seasonal adjustment (calculated by the Bureau of Labor Statistics) ("CPI"). Because the interest rate on TIPS is fixed and is paid on the adjusted principal, interest payments will also rise with inflation and fall with deflation. Upon maturity, TIPS return the greater of the original principal or the original principal plus any inflation adjustments since the bond was issued.

The fixed income securities in which the Fund may invest include debt securities issued or guaranteed by the U.S. government or government-related entities, debt securities issued by corporations and other entities, mortgage-backed securities, and other asset-backed securities. The Fund may also invest up to 20% of its total assets in securities rated lower than investment grade or unrated securities of comparable quality as determined by the Fund's sub-advisor (also known as "junk bonds"). In selecting fixed income investments, the sub-advisor considers factors such as, but not limited to, maturity, yield, duration, interest rates, credit quality, and diversification of portfolio holdings.

Instead of, and/or in addition to, investing directly in particular securities, the Fund may use derivative instruments, which are financial contracts whose values depend on, or are derived from, the values of underlying assets, reference rates, or indices. The derivative instruments that the Fund may use include options and futures to provide economic exposure to certain securities or issuers or as a hedging technique. The Fund may use one or more types of these instruments (i) with aggregate net notional value of up to 100% of the Fund's net assets, or (ii) for which the initial margin and premiums do not exceed 5% of the Fund's net assets, in each case excluding bona fide hedging transactions.

Finally, the Fund may invest in investment companies, including closed-end funds, open-end funds, exchange-traded funds ("ETFs"), exchange-traded notes ("ETNs"), and futures, and may purchase options and write covered calls to manage inflation or volatility, increase income, or gain market exposure, among other purposes. ETNs are debt obligations typically issued by investment banks that are traded on exchanges and whose returns are linked to the performance of market indices.

Principal Risks of Investing

Risk is inherent in all investing and you could lose money by investing in the Fund. A summary description of certain principal risks of investing in the Fund is set forth below. Before you decide whether to invest in the Fund, carefully consider these risk factors associated with investing in the Fund, which may cause investors to lose money. There can be no assurance that the Fund will achieve its investment objective.

COVID-19 Related Market Events. The pandemic of the novel coronavirus respiratory disease designated COVID-19 has resulted in extreme volatility in the financial markets, a domestic and global economic

downturn, severe losses, particularly to some sectors of the economy and individual issuers, and reduced liquidity of many instruments. There have also been significant disruptions to business operations, including business closures; strained healthcare systems; disruptions to supply chains and employee availability; large fluctuations in consumer demand; and widespread uncertainty regarding the duration and long-term effects of the pandemic. The pandemic may result in domestic and foreign political and social instability, damage to diplomatic and international trade relations, and continued volatility and/or decreased liquidity in the securities markets. Some interest rates are very low and in some cases yields are negative. Governments and central banks, including the Federal Reserve in the United States, are taking extraordinary and unprecedented actions to support local and global economies and the financial markets. This and other government intervention into the economy and financial markets to address the pandemic may not work as intended, particularly if the efforts are perceived by investors as being unlikely to achieve the desired results. Rates of inflation have also recently risen, which could adversely affect economies and markets. In addition, the COVID-19 pandemic, and measures taken to mitigate its effects, could result in disruptions to the services provided to the Fund by its service providers. Other market events like the COVID-19 pandemic may cause similar disruptions and effects.

Market Risk. The Fund's net asset value ("NAV") and investment return will fluctuate based upon changes in the value of its portfolio securities. Certain securities selected for the Fund's portfolio may be worth less than the price originally paid for them, or less than they were worth at an earlier time.

Management Risk. The Fund may not meet its investment objective or may underperform the market or other mutual funds with similar investment strategies if the Fund's sub-advisor cannot successfully implement the Fund's investment strategies.

Concentration Risk. The Fund's strategy of focusing its investments in Real Estate Securities (including REITs and REOCs) means that the performance of the Fund will be closely tied to the performance of that industry. Consequently, fluctuations in the market value of these investments will have a greater impact on the Fund's performance and NAV than if the Fund did not focus its portfolio in such investments.

Equity Securities Risk. The equity securities held in the Fund's portfolio may experience sudden, unpredictable drops in value or long periods of decline in value. This may occur because of factors that affect securities markets generally or factors affecting specific industries, sectors, geographic markets, or companies in which the Fund invests.

Asset Allocation Risk. The Fund's allocation among various asset classes and investments may not produce the desired results.

Real Estate Securities Risk. The real estate industry has been subject to substantial fluctuations and declines on a local, regional and national basis in the past and may continue to be in the future. The value of Real Estate Securities fluctuates as real estate values change. Real estate values and incomes from real estate may decline due to economic downturns, changes in real estate market conditions, zoning laws and regulations, and increases in property taxes, operating expenses and interest rates.

Energy Industry Risk. Companies engaged in the transportation, storage, processing, refining, marketing, exploration, production, and mining of minerals and natural resources, such as MLPs in which the Fund invests, are subject to many risks that can negatively impact the revenues and viability of companies in this industry. These risks include, but are not limited to, commodity price volatility risk, supply and demand risk, reserve and depletion risk, operations risk, regulatory risk, environmental risk, terrorism risk and the risk of natural disasters.

MLP Risk. Holders of MLPs have limited control and voting rights on matters affecting the partnership. The risks of investing in an MLP are similar to those of investing in a partnership, including more flexible governance structures, which could result in less protection for investors than investments in a corporation. Investors in an MLP normally would not be liable for the debts of the MLP beyond the amount that the investor has contributed but investors may not be shielded to the same extent that a shareholder of a corporation would

be. Holders of MLPs are also exposed to the risk that they will be required to repay amounts to the MLP that are wrongfully distributed to them. The value of the Fund's investment in an MLP will depend largely on the MLP's treatment as a partnership for U.S. federal income tax purposes. Furthermore, MLPs may not be as liquid as other more commonly traded equity securities and therefore more difficult to trade at desirable times and/or prices. In addition, MLP distributions may be reduced by fees and other expenses incurred by the MLP. MLPs generally are considered interest-rate sensitive investments. During periods of interest rate volatility, these investments may not provide attractive returns.

Utility Company Risk. A significant portion of utility company revenues and costs are subject to regulation by states and other regulators. Regulatory authorities also may restrict a company's access to new markets. The deregulation of certain utilities companies may subject these companies to greater risks of loss. Utilities companies may incur unexpected increases in fuel and other operating costs. Rising interest rates could lead to higher financing costs and reduced earnings. Utilities are also subject to considerable costs associated with environmental compliance, nuclear waste clean-up and safety regulation. There is a risk that these costs will not be fully recovered through an increase in revenues.

Preferred Stock Risk. A preferred stock is a blend of the characteristics of a bond and common stock. It may offer a higher yield than common stock and has priority over common stock in equity ownership, but it does not have the seniority of a bond and, unlike common stock, its participation in the issuer's growth may be limited. Although the dividend on a preferred stock may be set at a fixed annual rate, in some circumstances it may be changed or passed by the issuer. Preferred stock generally does not confer voting rights.

Market Capitalization Risk. The Fund's investments in larger, more established companies are subject to the risk that larger companies are sometimes unable to attain the high growth rates of successful, smaller companies, especially during extended periods of economic expansion. Larger, more established companies may be unable to respond quickly to new competitive challenges such as changes in consumer tastes or innovative smaller competitors potentially resulting in lower market valuations for their common stock. Small-cap and mid-cap companies may not have the management experience, financial resources, product or business diversification and competitive strengths of large cap companies. Therefore, these securities may have more price volatility and be less liquid than the securities of larger, more established companies.

Infrastructure Companies Risk. Infrastructure-related companies can be affected by various factors, including general or local economic conditions and political developments, general changes in market sentiment towards infrastructure assets, high interest costs in connection with capital construction and improvement programs, difficulty in raising capital, costs associated with compliance with changes in regulations, regulation or intervention by various government authorities, including government regulation of rates, inexperience with and potential losses resulting from the deregulation of a particular industry or sector, changes in tax laws, environmental problems, technological changes, surplus capacity, casualty losses, threat of terrorist attacks and changes in interest rates.

MLP Tax Risk. MLPs taxed as partnerships do not pay U.S. federal income tax at the partnership level. A change in current tax law, or a change in the underlying business mix of a given MLP, however, could result in an MLP being classified as a corporation for U.S. federal income tax purposes, which would have the effect of reducing the amount of cash available for distribution by the MLP and, as a result, could result in a reduction of the value of the Fund's investment, and consequently your investment in the Fund and lower income. Each year, the Fund will send you an annual tax statement (Form 1099) to assist you in completing your federal, state and local tax returns. If an MLP in which the Fund invests amends its partnership tax return, the Fund will, when necessary, send you a corrected Form 1099, which could, in turn, require you to amend your federal, state or local tax returns.

Fixed Income Securities Risk. The Fund's investments in fixed income securities will be subject to credit risk, interest rate risk, prepayment risk, duration risk, and liquidity risk. Credit risk is the risk that an issuer will default or fail to pay principal and interest when due. Interest rate risk is the risk that the value of fixed income securities fluctuates with changes in interest rates (e.g. increases in interest rates result in a decrease in value of fixed income securities). The Fund will be exposed to heightened interest rate risk as interest rates rise from

historically low levels. Pre-payment risk is the risk that the principal on fixed income securities will be paid off prior to maturity causing the Fund to invest in fixed income securities with lower interest rates. Duration risk arises when holding long duration and long maturity investments, which will magnify certain risks, including interest rate risk and credit risk. Liquidity risk is the risk that low trading volume, lack of a market maker, or legal restrictions will impair the Fund's ability to sell particular securities at an advantageous price or in a timely manner when the Fund's sub-advisor believes it is otherwise desirable to do so, which may restrict the Fund's ability to take advantage of other market opportunities.

TIPS Risk. Interest payments on TIPS are unpredictable and will fluctuate as the principal and corresponding interest payments are adjusted for inflation. There can be no assurance that the CPI will accurately measure the real rate of inflation in the prices of goods and services. Any increases in the principal amount of TIPS will be considered taxable ordinary income, even though the Fund will not receive the principal until maturity. As a result, the Fund may make income distributions to shareholders that exceed the cash it receives. In addition, TIPS are subject to credit risk, interest rate risk and duration risk. Credit risk is the risk that an issuer will not make timely payments of principal and interest. Interest rate risk is the risk that the value of debt securities fluctuates with changes in interest rates (e.g. increases in interest rates result in a decrease in value of debt securities). Duration risk is the risk that holding long duration and long maturity investments will magnify certain other risks, including interest rate risk and credit risk.

Mortgage-Backed Securities Risk. Mortgage-backed securities are sensitive to actual or anticipated changes in interest rates. When interest rates decline, mortgage-backed securities are subject to prepayment risk, which is the risk that borrowers will refinance mortgages to take advantage of lower rates resulting in the Fund reinvesting when rates are low. Conversely when interest rates increase borrowers do not prepay their mortgages, which locks the Fund into holding a lower yielding investment. In addition, mortgage-backed securities may decline in value because of foreclosures or defaults.

Below Investment Grade Debt Securities Risk. Investments in below investment grade debt securities and unrated securities of similar credit quality as determined by the Fund's sub-advisor (commonly known as "junk bonds") involve a greater risk of default and are subject to greater levels of credit and liquidity risk. Below investment grade debt securities have speculative characteristics and their value may be subject to greater fluctuation than investment grade debt securities.

Floating Rate Securities Risk. Because changes in interest rates on floating (or variable) rate securities may lag behind market rate changes, the value of such securities may decline during periods of rising interest rates until their interest rates reset to market rates. The interest rate on a floating rate security may reset on a predetermined schedule and as a result, not reset during periods when changes in market rates are substantial. Lifetime limits on resets may also prevent their rates from adjusting to market rates. During periods of declining interest rates, because the interest rates on floating rate securities generally reset downward, their market value is unlikely to rise to the same extent as the value of comparable fixed rate securities.

Government-Sponsored Entities Risk. The Fund invests in securities issued or guaranteed by government-sponsored entities. However, these securities may not be guaranteed or insured by the U.S. government and may only be supported by the credit of the issuing agency.

Convertible Securities Risk. Convertible securities risk is the risk that the market values of convertible securities tend to decline as interest rates increase and, conversely, to increase as interest rates decline. A convertible security's market value, however, also tends to reflect the market price of the common stock of the issuing company when that stock price approaches or is greater than the convertible security's "conversion price." The conversion price is defined as the predetermined price at which the convertible security could be exchanged for the associated stock. As the market price of the underlying common stock declines, the price of the convertible security tends to be influenced more by the yield of the convertible security.

Foreign Securities Risk. Investments in securities issued by foreign issuers involve risks not generally associated with investment in the securities of U.S. companies, including risks relating to political, social and economic developments abroad and differences between U.S. and foreign regulatory and tax requirements

and market practices, including fluctuations in foreign currencies. There may be less information publicly available about foreign companies than about a U.S. company, and many foreign companies are not subject to accounting, auditing, and financial reporting standards, regulatory framework and practices comparable to those in the U.S.

Commodities Related Investments Risk. Exposure to the commodities markets may subject the Fund to greater volatility than investments in traditional securities. The commodities markets have experienced periods of extreme volatility, which may cause rapid and substantial changes in the value of the Fund's holdings. The value of commodity related securities and commodity-linked derivative investments may be affected by changes in overall market movements, commodity index volatility, changes in interest rates, lack of liquidity, or factors affecting a particular industry or commodity, such as drought, floods, weather, livestock disease, embargoes, tariffs and international economic, political, regulatory and market developments, as well as the participation in the commodities markets of speculators.

Natural Resources Industry Risk. The natural resources industry can be significantly affected by events relating to international political and economic developments, energy conservation, the success of exploration projects, commodity prices, and taxes and other governmental regulations. The securities of companies in the natural resources industry may experience more price volatility than securities of companies in other industries.

Investment Company Risk. The Fund bears all risks associated with the investment companies (including ETFs) in which it invests, including the risk that an investment company will not successfully implement its investment strategy or meet its investment objective. The Fund also bears its pro rata portion of an investment company's total expenses, in addition to the Fund's own expenses, and therefore the Fund's total expenses may be higher than if it invested directly in the securities held by the investment company.

Liquidity Risk. From time to time, the trading market for a particular security or type of security in which the Fund invests may become less liquid or even illiquid. Reduced liquidity will have an adverse impact on the Fund's ability to sell such securities when necessary to meet the Fund's liquidity needs or in response to a specific economic event and will also generally lower the value of a security. Market prices for such securities may be volatile.

ETF Risk. The market price of an ETF will fluctuate based on changes in the ETF's NAV as well as changes in the supply and demand of its shares in the secondary market. It is also possible that an active secondary market for an ETF's shares may not develop and market trading in the shares of the ETF may be halted under certain circumstances. The lack of liquidity in a particular ETF could result in it being more volatile than the ETF's underlying portfolio of securities. In addition, the Fund will bear its pro rata portion of an ETF's expenses and the Fund's expenses may therefore be higher than if it invested directly in securities.

ETN Risk. ETNs are unsecured debt obligations and are subject to the credit risk of their issuers, and would lose value if the issuer goes bankrupt. ETN returns are linked to the performance of designated indices which fluctuate due to market changes as well as economic, legal, political and geographic events. The market price of ETNs will fluctuate as their returns fluctuate and as the level of supply and demand for the ETNs change. While ETNs are exchange-traded, a trading market may not develop limiting liquidity and adversely affecting the market value of the ETN.

Asset-Backed Securities Risk. Asset-backed securities are not as sensitive to changes in interest rates as mortgage-backed securities. Asset-backed securities may be largely dependent upon the cash flows generated by the underlying assets and may not have the benefit of a security interest in the underlying assets which increases the risk of loss from default.

Derivatives Risk. Derivatives include instruments and contracts that are based on and valued in relation to one or more underlying securities, financial benchmarks, indices, or other reference obligations or measures of value. Major types of derivatives include futures and options. Using derivatives exposes the Fund to additional or heightened risks, including leverage risk, liquidity risk, valuation risk, market risk, counterparty

risk, and credit risk. Derivatives transactions can be highly illiquid and difficult to unwind or value, they can increase Fund volatility, and changes in the value of a derivative held by the Fund may not correlate with the value of the underlying instrument or the Fund's other investments. Many of the risks applicable to trading the instruments underlying derivatives are also applicable to derivatives trading. However, derivatives are subject to additional risks such as operational risk, including settlement issues, and legal risk, including that underlying documentation is incomplete or ambiguous. For derivatives that are required to be cleared by a regulated clearinghouse, other risks may arise from the Fund's relationship with a brokerage firm through which it submits derivatives trades for clearing, including in some cases from other clearing customers of the brokerage firm.

Options Risk. When the Fund purchases an option on a security or index it may lose the entire premium paid. There is also the possibility that the counterparty will default in the performance of its obligations. In addition, if the Fund writes a covered call option, during the option's life the Fund gives up the opportunity to profit from increases in the market value of the security covering the call option above the sum of the premium and the strike price of the call, but retains the risk of loss should the price of the underlying security decline.

Futures Contracts Risk. The price of a futures contract may change rapidly in response to changes in the markets and the general economic environment. Futures investments may result in investment exposures that are greater than their cost would suggest, meaning that a small investment in futures could have a large potential effect on the performance of the Fund. Generally, the purchase of a futures contract will increase the Fund's exposure to the volatility of the underlying asset while the value of a futures contract that is sold will perform inversely to the underlying asset. The successful use of futures by the Fund will be subject to the Fund's sub-advisor's ability to predict correctly movements in the direction of relevant markets, as well as interest rates, currency exchange rates and other economic factors. Additional risks associated with the use of futures contracts are (a) the imperfect correlation between the change in market value of the instruments held by the Fund and the price of the futures contract; (b) possible lack of a liquid secondary market for a futures contract and the resulting inability to close a futures contract when desired; (c) losses caused by unanticipated market movements, which are potentially unlimited; (d) the possibility that the counterparty will default in the performance of its obligations; and (e) if the Fund has insufficient cash, it may have to sell securities from its portfolio to meet daily variation margin requirements, and may have to do so at a time when it is disadvantageous to do so.

Leverage Risk. Using futures, swaps and other derivatives creates leverage, which can magnify the Fund's potential for gain or loss and, therefore, amplify the effects of market volatility on the Fund's share price.

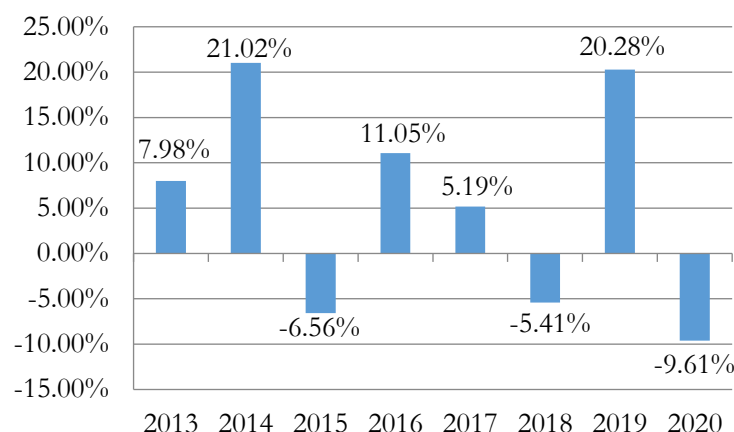
Performance

The bar chart and table below provide some indication of the risks of investing in the Fund by showing changes in the Fund's performance from year to year for Institutional Class Shares and by showing how the average annual total returns of the Fund compare with the average annual total returns of the Morningstar US Real Asset Index, as well as the Securian AM Real Asset Income Benchmark, a custom benchmark that is aligned with the Fund's Principal Investment Strategy and is comprised of the following existing industry benchmarks: 54% FTSE NAREIT Equity REITs Index; 12% S&P 500® Utilities Index; 12% Alerian MLP Total Return Index; 12% Bloomberg U.S. Treasury Inflation-Linked Bond Index; and 10% FTSE NAREIT Preferred Stock Index. Performance for classes other than those shown may vary from the performance shown to the extent the expenses for those classes differ. Class A Shares were not offered during the periods shown and therefore no performance for Class A Shares is provided. Updated performance information is available on the Fund's website, www.libertystreetfunds.com, or by calling the Fund at 1-800-207-7108.

The Fund acquired the assets and liabilities of the Securian AM Real Asset Income Fund, a series of Managed Portfolio Series (the "Predecessor Fund"), on December 11, 2020. As a result of the acquisition, the Fund is the accounting successor of the Predecessor Fund. Performance results shown in the bar chart and the performance table below for the periods prior to December 11, 2020, reflect the performance of the Predecessor Fund. The Fund's past performance, before and after taxes, is not necessarily an indication of how the Fund will perform in the future.

Calendar-Year Total Return (before taxes) - Institutional Class Shares

For each calendar year at NAV



Best Quarter: 3/31/2019 13.92% Worst Quarter: 3/31/2020 -28.94%

Year-to-Date as of September 30, 2021: 16.53%

Average Annual Total Returns for the periods ended December 31, 2020

	One Year	Five Years	Since Inception (9/12/2012)
Institutional Class Shares			
Return Before Taxes	(9.61)%	3.74%	4.76%
Return After Taxes on Distributions	(10.18)%	2.40%	2.95%
Return After Taxes on Distributions and Sale of Fund Shares	(5.42)%	2.35%	2.96%
Morningstar US Real Asset Index	0.99%	3.16%	1.75%
Securian AM Real Asset Income Benchmark (reflects no deduction for fees, expenses or taxes; see above for components of the benchmark)	(4.29)%	5.11%	6.07%

* The after-tax returns are calculated using the historical highest individual federal marginal income tax rates and do not reflect the impact of state and local taxes. The "Return After Taxes on Distributions and Sale of Fund Shares" may be higher than other return figures because when a capital loss occurs upon redemption of portfolio shares, a tax deduction is provided that benefits the investor. Actual after-tax returns depend on an investor's tax situation and may differ from those shown, and after-tax returns shown are not relevant to those investors who hold shares of the Fund through tax-advantaged arrangements, such as 401(k) plans or individual retirement accounts ("IRAs").

Investment Advisor and Sub-Advisor

Liberty Street Advisors, Inc. (the "Advisor") is the Fund's investment advisor. Securian Asset Management, Inc. is the Fund's sub-advisor.

Portfolio Managers

The following individuals serve as the Fund's primary portfolio managers and have managed the Fund since its inception in September 2012:

Joseph R. Betlej, CFA - Vice President and Portfolio Manager, Securian Asset Management, Inc.; Lowell R. Bolken, CFA - Vice President and Portfolio Manager, Securian Asset Management, Inc.; and Craig M. Stapleton, CFA - Senior Vice President and Portfolio Manager, Securian Asset Management, Inc.

Purchase and Sale of Fund Shares

Currently, Class A Shares are not available for purchase. To purchase shares of the Fund, you must invest at least the minimum amount.

Minimum Investments	To Open Your Account	To Add to Your Account
Class A Shares		
Standard Accounts	\$2,500	\$100
Traditional and Roth IRA Accounts	\$2,500	\$100
Accounts with Systematic Investment Plans	\$2,500	\$100
Qualified Retirement Plans	\$2,500	\$100
Institutional Class Shares		
All Accounts	\$100,000	\$1,000

Fund shares are redeemable on any business day the New York Stock Exchange (the “NYSE”) is open for business by written request or by telephone.

Tax Information

The Fund’s distributions are generally taxable, and will be taxed as ordinary income or capital gains, unless you are a tax-exempt organization or are investing through a tax-advantaged arrangement such as a 401(k) plan or IRA. Distributions on investments made through tax-advantaged arrangements may be taxed as ordinary income when withdrawn from those accounts.

Payments to Broker-Dealers and Other Financial Intermediaries

If you purchase Fund shares through a broker-dealer or other financial intermediary (such as a bank or financial advisor), the Fund and/or its Fund’s sub-advisor may pay the intermediary for the sale of Fund shares and related services. These payments may create conflicts of interest by influencing the broker-dealer or other intermediary and your salesperson to recommend the Fund over another investment. Ask your salesperson or visit your financial intermediary’s website for more information.

SUMMARY SECTION – Securian AM Balanced Stabilization Fund

Investment Objective

The Securian AM Balanced Stabilization Fund (the “Balanced Stabilization Fund” or “Fund”) seeks to maximize risk-adjusted returns within a balanced portfolio while using hedging techniques to target volatility of 10% or less over a full market cycle.

Fees and Expenses of the Fund

This table describes the fees and expenses that you may pay if you buy, hold, and sell shares of the Fund. You may pay other fees, such as brokerage commissions and other fees to financial intermediaries, which are not reflected in the table and example below. You may qualify for sales charge discounts if you and your family invest, or agree to invest in the future, at least \$50,000 in Class A Shares of the Fund in a single transaction. More information about these fees and other discounts is available from your financial professional and in the section titled “Choosing a Share Class” on page 58 and in “APPENDIX A – Waivers and Discounts Available from Intermediaries and Conversion Policies” of the Prospectus.

	Class A Shares	Institutional Class Shares
Shareholder Fees <i>(fees paid directly from your investment)</i>		
Maximum sales charge (load) imposed on purchases (as a percentage of offering price)	5.75% ⁽¹⁾	None
Maximum deferred sales charge (load) (as a percentage of the lesser of the value redeemed or the amount invested)	1.00% ⁽²⁾	None
Wire fee	\$20	\$20
Overnight check delivery fee	\$25	\$25
Retirement account fees (annual maintenance fee)	\$15	\$15
Annual Fund Operating Expenses <i>(expenses that you pay each year as a percentage of the value of your investment)</i>		
Management fees	0.70%	0.70%
Distribution and service (Rule 12b-1) fees	0.25%	None
Other expenses ⁽³⁾	0.31%	0.31%
Acquired fund fees and expenses	0.06%	0.06%
Total annual fund operating expenses ⁽⁴⁾	1.32%	1.07%
Fees waived and/or expenses reimbursed ⁽⁵⁾	(0.06%)	(0.06%)
Total annual fund operating expenses after waiving fees and/or reimbursing expenses ^{(4), (5)}	1.26%	1.01%

- 1 No initial sales charge is applied to purchases of \$1 million or more.
- 2 A contingent deferred sales charge (“CDSC”) of 1.00% will be charged on certain Class A Share purchases of \$1 million or more that are redeemed in whole or in part within 12 months of the date of purchase.
- 3 Other expenses for Class A shares are estimated for the current fiscal year, based on current expenses for existing share class.
- 4 The total annual fund operating expenses and total annual fund operating expenses after fee waiver and/or expense reimbursements do not correlate to the ratio of expense to average net assets appearing in the financial highlights table, which reflects only the operating expenses of the Fund and does not include acquired fund fees and expenses.
- 5 The Fund’s advisor has contractually agreed to waive its fees and/or pay for operating expenses of the Fund to the extent necessary to ensure that total annual fund operating expenses (excluding any taxes, leverage interest, brokerage commissions, dividend and interest expenses of short sales, acquired fund fees and expenses (as determined in accordance with Form N-1A), expenses incurred in connection with any merger or reorganization and extraordinary expenses such as litigation expenses) do not exceed 1.20% and 0.95% of the average daily net assets of the Class A Shares and Institutional Class Shares, respectively. This agreement is in effect until December 31, 2023, and may be terminated before that date only by the Trust’s Board of Trustees. The Fund’s advisor is permitted to seek reimbursement from the Fund, subject to certain limitations, of fees waived or payments made to the Fund for a period ending three full fiscal

years after the date of the waiver or payment. This reimbursement may be requested from the Fund if the reimbursement will not cause the Fund's annual expense ratio to exceed the lesser of (a) the expense limitation in effect at the time such fees were waived or payments made, or (b) the expense limitation in effect at the time of the reimbursement.

Example

This example is intended to help you compare the costs of investing in the Fund with the cost of investing in other mutual funds.

The example assumes that you invest \$10,000 in the Fund for the time periods indicated and then redeem all of your shares at the end of those periods. The example also assumes that your investment has a 5% return each year and that the Fund's operating expenses remain the same. The example reflects the Fund's contractual fee waiver and/or expense reimbursement only for the term of the contractual fee waiver and/or expense reimbursement.

Although your actual costs may be higher or lower, based on these assumptions, your costs would be:

	<u>One Year</u>	<u>Three Years</u>	<u>Five Years</u>	<u>Ten Years</u>
Class A Shares	\$696	\$958	\$1,246	\$2,064
Institutional Class Shares	\$103	\$328	\$578	\$1,295

Portfolio Turnover

The Fund pays transaction costs, such as commissions, when it buys and sells securities (or "turns over" its portfolio). A higher portfolio turnover rate may indicate higher transaction costs and may result in higher taxes when Fund shares are held in a taxable account. These costs, which are not reflected in the annual fund operating expenses or in the example, affect the Fund's performance. During the most recent fiscal year, the Fund's portfolio turnover rate was 0% of the average value of its portfolio.

Principal Investment Strategies

The Fund seeks to achieve its investment objective by investing in other funds and directly in securities, while using hedging techniques to manage portfolio risk and volatility. The Fund achieves its equity exposure by investing primarily in large capitalization equity securities or in exchange-traded funds ("ETFs") that invest in large capitalization equity securities. The Fund's sub-advisor considers a company to be a large capitalization company if it has a market capitalization at the time of purchase within the range of companies included in the S&P 500® Index. The Fund achieves its fixed income exposure by investing primarily in fixed income securities that are investment-grade corporate bonds, ETFs that invest in investment-grade fixed income securities, exchange-traded notes ("ETNs"), interest rate swaps, treasury and interest rate futures, or other instruments that have characteristics similar to the fixed income securities included in the Bloomberg U.S. Aggregate Bond Index. The Fund's investments in fixed income securities may include privately placed securities that have not been registered under the Securities Act of 1933 (the "Securities Act") but may be resold to "qualified institutional buyers" in accordance with the provisions of Rule 144A under the Securities Act ("Rule 144A Securities"). Under normal market conditions, the Fund seeks to maintain an average dollar-weighted effective duration for its fixed income portfolio of less than 10 years. Duration measures the sensitivity of the price of a fixed income investment to a change in interest rates. For example, an investment with a two-year duration means that it will decrease in value by 2% if interest rates rise 1%. Conversely, the investment will increase in value by 2% if interest rates fall 1%.

Over time, the Fund targets approximately 60% equity exposure and 40% fixed income exposure in its portfolio. As market conditions change, however, and to manage overall Fund volatility under certain market conditions, the equity and fixed income exposures may change, with a minimum equity allocation of 10% and a maximum equity allocation of 90% of the Fund's total market value. Under normal market conditions the Fund may keep approximately 15% of the Fund's total assets in cash or cash equivalents.

In selecting investments, the Fund's sub-advisor considers factors such as, but not limited to, the Fund's current and anticipated asset allocation positions, security pricing, industry outlook, current and anticipated interest rates and other market and economic conditions, general levels of debt prices and issuer operations. The Fund may also engage in frequent or short-term trading of securities and derivative instruments.

The Fund may invest in derivative instruments, primarily by holding long and/or short positions in S&P 500® futures contracts, to manage the Fund's equity volatility. The Fund's investments in derivatives may also include investments in options. In periods when the Fund's sub-advisor expects higher volatility in the equity market, as measured by the S&P 500®, the Fund will seek to reduce the equity volatility of its portfolio by either selling S&P 500® futures contracts (taking short positions in such contracts) or reducing its long positions in S&P 500® futures contracts. During periods of lower expected volatility in the equity market, the Fund will seek to increase its equity exposure by purchasing S&P 500® futures contracts (increasing its long positions) or reducing its short positions in such contracts. Under normal market conditions, this hedging process targets, over an extended period of years, an average annualized volatility in the daily total returns of the Fund of approximately 10%.

The Fund's use of S&P 500®, treasury and interest rate futures contracts and interest rate swaps has the effect of introducing leverage into the Fund's portfolio. Leverage is introduced because the initial amount required to purchase a futures contract is small in relation to the notional value of such contract.

Principal Risks of Investing

Risk is inherent in all investing and you could lose money by investing in the Fund. A summary description of certain principal risks of investing in the Fund is set forth below. Before you decide whether to invest in the Fund, carefully consider these risk factors associated with investing in the Fund, which may cause investors to lose money. There can be no assurance that the Fund will achieve its investment objective.

COVID-19 Related Market Events. The pandemic of the novel coronavirus respiratory disease designated COVID-19 has resulted in extreme volatility in the financial markets, a domestic and global economic downturn, severe losses, particularly to some sectors of the economy and individual issuers, and reduced liquidity of many instruments. There have also been significant disruptions to business operations, including business closures; strained healthcare systems; disruptions to supply chains and employee availability; large fluctuations in consumer demand; and widespread uncertainty regarding the duration and long-term effects of the pandemic. The pandemic may result in domestic and foreign political and social instability, damage to diplomatic and international trade relations, and continued volatility and/or decreased liquidity in the securities markets. Some interest rates are very low and in some cases yields are negative. Governments and central banks, including the Federal Reserve in the United States, are taking extraordinary and unprecedented actions to support local and global economies and the financial markets. This and other government intervention into the economy and financial markets to address the pandemic may not work as intended, particularly if the efforts are perceived by investors as being unlikely to achieve the desired results. Rates of inflation have also recently risen, which could adversely affect economies and markets. In addition, the COVID-19 pandemic, and measures taken to mitigate its effects, could result in disruptions to the services provided to the Fund by its service providers. Other market events like the COVID-19 pandemic may cause similar disruptions and effects.

Market Risk. The Fund's net asset value ("NAV") and investment return will fluctuate based upon changes in the value of its portfolio securities. Certain securities selected for the Fund's portfolio may be worth less than the price originally paid for them, or less than they were worth at an earlier time.

Management Risk. The Fund may not meet its investment objective or may underperform the market or other mutual funds with similar investment strategies if the Fund's sub-advisor cannot successfully implement the Fund's investment strategies.

Managed Volatility Strategy Risk. The Fund's sub-advisor may be unsuccessful in managing volatility and the Fund may experience a high level of volatility in its returns. There can be no assurance that investment decisions made in seeking to manage Fund volatility will achieve the desired results, and the volatility of the Fund's returns in any one year, or any longer period, may be higher or lower than 10%. The securities used in the strategy are

subject to price volatility, and the strategy may not result in less volatile returns for the Fund relative to the market as a whole, and they could be more volatile. While the management of volatility seeks competitive returns with more consistent volatility, the management of volatility does not ensure that the strategy will deliver competitive returns. Even if successful, the strategy may also result in returns increasing to a lesser degree than the market, or decreasing when the values of certain securities used in the strategy are stable or rising. The strategy may expose the Fund to losses (some of which may be sudden) to which it would not have otherwise been exposed if it invested only in equity and fixed income securities. Additionally, the derivatives used to hedge the value of securities are not identical to the securities held, and as a result, the investment in derivatives may decline in value at the same time as underlying investments.

Equity Securities Risk. The equity securities held in the Fund's portfolio may experience sudden, unpredictable drops in value or long periods of decline in value. This may occur because of factors that affect securities markets generally or factors affecting specific industries, sectors, geographic markets, or companies in which the Fund invests.

Large Cap Company Risk. The Fund's investments in larger, more established companies are subject to the risk that larger companies are sometimes unable to attain the high growth rates of successful, smaller companies, especially during extended periods of economic expansion. Larger, more established companies may be unable to respond quickly to new competitive challenges such as changes in consumer tastes or innovative smaller competitors potentially resulting in lower market valuations for their common stock.

Investment Company Risk. The Fund bears all risks associated with the investment companies (including ETFs) in which it invests, including the risk that an investment company will not successfully implement its investment strategy or meet its investment objective. The Fund also bears its pro rata portion of an investment company's total expenses, in addition to the Fund's own expenses, and therefore the Fund's total expenses may be higher than if it invested directly in the securities held by the investment company.

ETF Risk. The market price of an ETF fluctuates based on changes in the ETF's NAV as well as changes in the supply and demand of its shares in the secondary market. It is also possible that an active secondary market for an ETF's shares may not develop and market trading in the shares of the ETF may be halted under certain circumstances. The lack of liquidity in a particular ETF could result in it being more volatile than the ETF's underlying portfolio of securities.

Liquidity Risk. From time to time, the trading market for a particular security or type of security in which the Fund invests may become less liquid or even illiquid. Reduced liquidity will have an adverse impact on the Fund's ability to sell such securities when necessary to meet the Fund's liquidity needs or in response to a specific economic event and will also generally lower the value of a security. Market prices for such securities may be volatile.

Fixed Income Securities Risk. The Fund's investments in fixed income securities will be subject to credit risk, interest rate risk, prepayment risk, duration risk, and liquidity risk. Credit risk is the risk that an issuer will default or fail to pay principal and interest when due. Interest rate risk is the risk that the value of fixed income securities fluctuates with changes in interest rates (e.g. increases in interest rates result in a decrease in value of debt securities). The Fund will be exposed to heightened interest rate risk as interest rates rise from historically low levels. Pre-payment risk is the risk that the principal on fixed income securities will be paid off prior to maturity, causing the Fund to invest in fixed income securities with lower interest rates. Duration risk arises when holding long duration and long maturity investments, which will magnify certain risks, including interest rate risk and credit risk. Liquidity risk is the risk that low trading volume, lack of a market maker, or legal restrictions will impair the Fund's ability to sell particular securities at an advantageous price or in a timely manner when the Fund's sub-advisor believes it is otherwise desirable to do so, which may restrict the Fund's ability to take advantage of other market opportunities.

ETN Risk. ETNs are unsecured debt obligations and are subject to the credit risk of their issuers, and will lose value if the issuer goes bankrupt. ETN returns are linked to the performance of designated indices which fluctuate due to market changes as well as economic, legal, political and geographic events. The market price

of ETNs fluctuate as their returns fluctuate and as the level of supply and demand for the ETNs change. While ETNs are exchange-traded, a trading market may not develop limiting liquidity and adversely affecting the market value of the ETN.

Derivatives Risk. Derivatives include instruments and contracts that are based on and valued in relation to one or more underlying securities, financial benchmarks, indices, or other reference obligations or measures of value. Major types of derivatives include futures, options, and swaps. Using derivatives exposes the Fund to additional or heightened risks, including leverage risk, liquidity risk, valuation risk, market risk, counterparty risk, and credit risk. Derivatives transactions can be highly illiquid and difficult to unwind or value, they can increase Fund volatility, and changes in the value of a derivative held by the Fund may not correlate with the value of the underlying instrument or the Fund's other investments. Many of the risks applicable to trading the instruments underlying derivatives are also applicable to derivatives trading. However, derivatives are subject to additional risks such as operational risk, including settlement issues, and legal risk, including that underlying documentation is incomplete or ambiguous. For derivatives that are required to be cleared by a regulated clearinghouse, other risks may arise from the Fund's relationship with a brokerage firm through which it submits derivatives trades for clearing, including in some cases from other clearing customers of the brokerage firm.

Futures Contracts Risk. The price of a futures contract may change rapidly in response to changes in the markets and the general economic environment. Futures investments may result in investment exposures that are greater than their cost would suggest, meaning that a small investment in futures could have a large potential effect on the performance of the Fund. Generally, the purchase of a futures contract will increase the Fund's exposure to the volatility of the underlying asset while the value of a futures contract that is sold will perform inversely to the underlying asset. The successful use of futures by the Fund will be subject to the Fund's sub-advisor's ability to predict correctly movements in the direction of relevant markets, as well as interest rates, and other economic factors. Additional risks associated with the use of futures contracts are (a) the imperfect correlation between the change in market value of the instruments held by the Fund and the price of the futures contract; (b) possible lack of a liquid secondary market for a futures contract and the resulting inability to close a futures contract when desired; (c) losses caused by unanticipated market movements, which are potentially unlimited; (d) the possibility that the counterparty will default in the performance of its obligations; and (e) if the Fund has insufficient cash, it may have to sell securities from its portfolio to meet daily variation margin requirements, and may have to do so at a time when it is disadvantageous to do so.

Options Risk. When the Fund purchases an option on a security or index it may lose the entire premium paid. There is also the possibility that the counterparty will default in the performance of its obligations. In addition, if the Fund writes a covered call option, during the option's life the Fund gives up the opportunity to profit from increases in the market value of the security covering the call option above the sum of the premium and the strike price of the call, but retains the risk of loss should the price of the underlying security decline.

Short Sales Risk. In connection with establishing a short position in an instrument, the Fund is subject to the risk that it may not always be able to borrow the instrument, or to close out a short position at a particular time or at an acceptable price. If the price of the borrowed instrument increases between the date of the short sale and the date on which the Fund replaces the instrument or closes out the position, the Fund will experience a loss.

Leverage Risk. Using futures, swaps and other derivatives creates leverage, which can magnify the Fund's potential for gain or loss and, therefore, amplify the effects of market volatility on the Fund's share price.

Asset Allocation Risk. The Fund's allocation among various asset classes and investments may not produce the desired results.

Swap Risk. A swap is a derivative that provides leverage, allowing the Fund to obtain the right to a return on a specified investment or instrument that exceeds the amount the Fund has invested in that investment or instrument. By using swap agreements, the Fund is exposed to counterparty credit risk. The use of swap agreements could cause the Fund to be more volatile, resulting in larger gains or losses in response to changes in

the values of the securities underlying the swap agreements than if the Fund had made direct investments.

Rule 144A Securities Risk. The market for Rule 144A securities typically is less active than the market for public securities. Rule 144A securities carry the risk that the trading market may not continue and the Fund might be unable to dispose of these securities promptly or at reasonable prices, and might thereby experience difficulty satisfying redemption requirements.

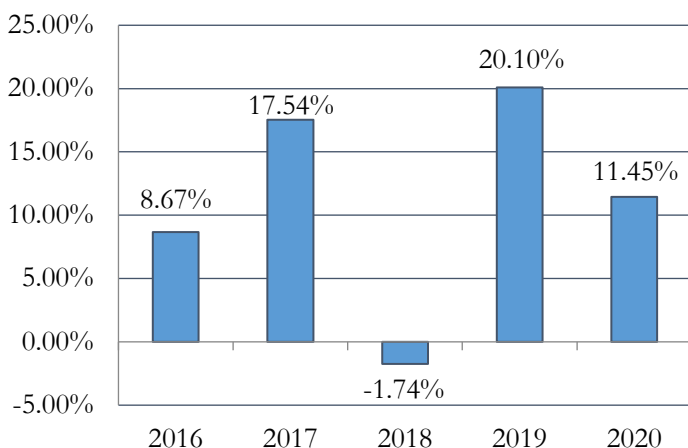
Performance

The bar chart and table below provide some indication of the risks of investing in the Fund by showing changes in the Fund's performance from year to year for Institutional Class shares and by showing how the average annual total returns of the Fund compare with the average annual total returns of the S&P 500® Total Return Index, as well as the Securian AM Balanced Stabilization Benchmark, a custom benchmark that is aligned with the Fund's Principal Investment Strategy and is comprised of the following existing industry benchmarks: 60% S&P 500® Index and 40% Bloomberg U.S. Aggregate Bond Index. Performance for classes other than those shown may vary from the performance shown to the extent the expenses for those classes differ. Class A Shares were not offered during the periods shown and therefore no performance for Class A Shares is provided. Updated performance information is available on the Fund's website, www.libertystreetfunds.com, or by calling the Fund at 1-800-207-7108.

The Fund acquired the assets and liabilities of the Securian AM Balanced Stabilization Fund, a series of Managed Portfolio Series (the "Predecessor Fund"), on December 11, 2020. As a result of the acquisition, the Fund is the accounting successor of the Predecessor Fund. Performance results shown in the bar chart and the performance table below for the periods prior to December 11, 2020, reflect the performance of the Predecessor Fund. The Fund's past performance, before and after taxes, is not necessarily an indication of how the Fund will perform in the future.

Calendar-Year Total Return (before taxes) – Institutional Class Shares

For each calendar year at NAV



Best Quarter: 3/31/2019 8.91%

Worst Quarter: 12/31/2018 -7.83%

Year-to-Date as of September 30, 2021: 7.59%

Average Annual Total Returns for the periods ended December 31, 2020			
	One Year	Five Years	Since Inception (9/28/2015)
Institutional Class Shares			
Return Before Taxes	11.45%	10.93%	11.04%
Return After Taxes on Distributions	9.35%	9.26%	9.40%
Return After Taxes on Distributions and Sale of Fund Shares	6.78%	7.93%	8.04%
S&P 500® Total Return Index (reflects no deduction for fees, expenses or taxes)	18.40%	15.22%	16.36%
Securian AM Balanced Stabilization Benchmark Index (reflects no deduction for fees, expenses or taxes)	12.53%	8.94%	11.61%

* The after-tax returns were calculated using the historical highest individual federal marginal income tax rates and do not reflect the impact of state and local taxes. The "Return After Taxes on Distributions and Sale of Fund Shares" may be higher than other return figures because when a capital loss occurs upon redemption of portfolio shares, a tax deduction is provided that benefits the investor. Actual after-tax returns depend on an investor's tax situation and may differ from those shown, and after-tax returns are not relevant to those investors who hold shares of the Fund through tax-advantaged arrangements, such as 401(k) plans or individual retirement accounts ("IRAs").

Investment Advisor and Sub-Advisor

Liberty Street Advisors, Inc. (the "Advisor") is the Fund's investment advisor. Securian Asset Management, Inc. (the "Sub-Advisor") is the Fund's sub-advisor.

Portfolio Managers

The following individuals serve as the Fund's primary portfolio managers. Mr. Stapleton has managed the Fund since its inception in September 2015. Mr. Gogos has managed the Fund since June 2017. Mr. Erickson has managed the Fund since December 2017.

Craig M. Stapleton, CFA – Senior Vice President and Portfolio Manager, Securian Asset Management, Inc.; Jeremy Gogos, Ph.D., CFA – Vice President and Portfolio Manager, Securian Asset Management, Inc.; and Merlin L. Erickson – Vice President and Portfolio Manager, Securian Asset Management, Inc.

Purchase and Sale of Fund Shares

Currently, Class A Shares are not available for purchase. To purchase shares of the Fund, you must invest at least the minimum amount.

Minimum Investments	To Open Your Account	To Add to Your Account
Class A Shares		
Standard Accounts	\$2,500	\$100
Traditional and Roth IRA Accounts	\$2,500	\$100
Accounts with Systematic Investment Plans	\$2,500	\$100
Qualified Retirement Plans	\$2,500	\$100
Institutional Class Shares		
All Accounts	\$100,000	\$1,000

Fund shares are redeemable on any business day the New York Stock Exchange (the "NYSE") is open for business by written request or by telephone.

Tax Information

The Fund's distributions are generally taxable, and will be taxed as ordinary income or capital gains, unless you are a tax-exempt organization or are investing through a tax-advantaged arrangement such as a 401(k) plan or IRA. Distributions on investments made through tax-advantaged arrangements may be taxed as ordinary income when withdrawn from those accounts.

Payments to Broker-Dealers and Other Financial Intermediaries

If you purchase Fund shares through a broker-dealer or other financial intermediary (such as a bank or financial advisor), the Fund and/or its Fund's sub-advisor may pay the intermediary for the sale of Fund shares and related services. These payments may create conflicts of interest by influencing the broker-dealer or other intermediary and your salesperson to recommend the Fund over another investment. Ask your salesperson or visit your financial intermediary's website for more information.

SUMMARY SECTION – Securian AM Equity Stabilization Fund

Investment Objective

The Securian AM Equity Stabilization Fund (the “Equity Stabilization Fund” or “Fund”) seeks to maximize risk-adjusted returns while using hedging techniques to target volatility of 10% or less over a full market cycle.

Fees and Expenses of the Fund

This table describes the fees and expenses that you may pay if you buy, hold, and sell shares of the Fund. You may pay other fees, such as brokerage commissions and other fees to financial intermediaries, which are not reflected in the table and example below. You may qualify for sales charge discounts if you and your family invest, or agree to invest in the future, at least \$50,000 in Class A Shares of the Fund in a single transaction. More information about these fees and other discounts is available from your financial professional and in the section titled “Choosing a Share Class” on page 58 and in “APPENDIX A – Waivers and Discounts Available from Intermediaries and Conversion Policies” of the Prospectus.

	Class A Shares	Institutional Class Shares
Shareholder Fees <i>(fees paid directly from your investment)</i>		
Maximum sales charge (load) imposed on purchases (as a percentage of offering price)	5.75% ⁽¹⁾	None
Maximum deferred sales charge (load) (as a percentage of the lesser of the value redeemed or the amount invested)	1.00% ⁽²⁾	None
Wire fee	\$20	\$20
Overnight check delivery fee	\$25	\$25
Retirement account fees (annual maintenance fee)	\$15	\$15
Annual Fund Operating Expenses <i>(expenses that you pay each year as a percentage of the value of your investment)</i>		
Management fees	0.70%	0.70%
Distribution and service (Rule 12b-1) fees	0.25%	None
Other expenses ⁽³⁾	0.85%	0.85%
Shareholder service fee	0.02%	0.02%
All other expenses	0.83%	0.83%
Acquired fund fees and expenses	0.18%	0.18%
Total annual fund operating expenses ⁽⁴⁾	1.98%	1.73%
Fees waived and/or expenses reimbursed ⁽⁵⁾	(0.60%)	(0.60%)
Total annual fund operating expenses after waiving fees and/or reimbursing expenses ^{(4), (5)}	1.38%	1.13%

- 1 No initial sales charge is applied to purchases of \$1 million or more.
- 2 A contingent deferred sales charge (“CDSC”) of 1.00% will be charged on certain Class A Share purchases of \$1 million or more that are redeemed in whole or in part within 12 months of the date of purchase.
- 3 Other expenses for Class A shares are estimated for the current fiscal year, based on current expenses for existing share class.
- 4 The total annual fund operating expenses and total annual fund operating expenses after fee waiver and/or expense reimbursements do not correlate to the ratio of expense to average net assets appearing in the financial highlights table, which reflects only the operating expenses of the Fund and does not include acquired fund fees and expenses.
- 5 The Fund’s advisor has contractually agreed to waive its fees and/or pay for operating expenses of the Fund to the extent necessary to ensure that total annual fund operating expenses (excluding any taxes, leverage interest, brokerage commissions, dividend and interest expenses of short sales, acquired fund fees and expenses (as determined in accordance with Form N-1A), expenses incurred in connection with any merger or reorganization and extraordinary expenses such as litigation expenses) do not exceed 1.20% and 0.95% of the average daily net assets of the Class A Shares and Institutional Class Shares, respectively. This agreement is in effect until December 31, 2023, and may be terminated before that date only by the Trust’s Board of Trustees. The Fund’s advisor is permitted to seek reimbursement from the

Fund, subject to certain limitations, of fees waived or payments made to the Fund for a period ending three full fiscal years after the date of the waiver or payment. This reimbursement may be requested from the Fund if the reimbursement will not cause the Fund's annual expense ratio to exceed the lesser of (a) the expense limitation in effect at the time such fees were waived or payments made, or (b) the expense limitation in effect at the time of the reimbursement.

Example

This example is intended to help you compare the costs of investing in the Fund with the cost of investing in other mutual funds.

The example assumes that you invest \$10,000 in the Fund for the time periods indicated and then redeem all of your shares at the end of those periods. The example also assumes that your investment has a 5% return each year and that the Fund's operating expenses remain the same. The example reflects the Fund's contractual fee waiver and/or expense reimbursement only for the term of the contractual fee waiver and/or expense reimbursement.

Although your actual costs may be higher or lower, based on these assumptions, your costs would be:

	<u>One Year</u>	<u>Three Years</u>	<u>Five Years</u>	<u>Ten Years</u>
Class A Shares	\$707	\$1,048	\$1,473	\$2,655
Institutional Class Shares	\$115	\$425	\$823	\$1,938

Portfolio Turnover

The Fund pays transaction costs, such as commissions, when it buys and sells securities (or "turns over" its portfolio). A higher portfolio turnover rate may indicate higher transaction costs and may result in higher taxes when Fund shares are held in a taxable account. These costs, which are not reflected in the annual fund operating expenses or in the example, affect the Fund's performance. During the most recent fiscal year, the Fund's portfolio turnover rate was 0% of the average value of its portfolio.

Principal Investment Strategies

The Fund seeks to achieve its investment objective by investing in other funds or directly in securities while using hedging techniques to manage portfolio risk and volatility. Under normal market conditions, the Fund invests at least 80% of its net assets (plus any borrowings for investment purposes) in equity securities. The Fund may invest in equity securities of any market capitalization. Equity securities include those that are equity-based, such as exchange-traded funds ("ETFs") that invest primarily in U.S. and foreign equity securities. Over time, the Fund will target an approximate 85% equity exposure and 15% cash or cash equivalent exposure. The Fund will generally seek to invest in ETFs whose underlying equity securities have prices that are less volatile than the equity markets as a whole.

As market conditions change, the Fund's effective equity exposure will change in an effort to manage overall Fund volatility, with a minimum effective equity exposure of 10% and a maximum effective equity exposure of 100% of the Fund's total asset value. The Fund will seek to manage its effective equity exposure and its overall volatility by investing primarily in S&P 500® futures contracts and other derivative instruments. In periods when the Fund's sub-advisor expects higher volatility in the equity market, as measured by the S&P 500®, the Fund will seek to reduce its effective equity exposure and the overall volatility of its portfolio by either selling S&P 500® futures contracts (taking short positions in such contracts) or reducing its long positions in S&P 500® futures contracts. In periods when the Fund's sub-advisor expects lower volatility in the equity market, the Fund will seek to increase its effective equity exposure by purchasing S&P 500® futures contracts (taking long positions in such contracts) or reducing its short positions in S&P 500® futures contracts. Under normal market conditions, this hedging process will seek to target, over an extended period of years, an average annualized volatility in the daily total returns of the Fund of approximately 10%.

The use of S&P 500®, treasury and interest rate futures contracts and interest rate swaps has the effect of introducing leverage into the Fund's portfolio. Leverage is introduced because the initial amount required to purchase a futures contract is small in relation to the notional value of the contract. Despite any use of leverage,

under normal circumstances the Fund's effective equity exposure is not expected to exceed 100% of its total asset value.

In selecting investments, the Fund's sub-advisor considers factors such as, but not limited to, the Fund's current and anticipated asset allocation positions, security pricing, industry outlook, current and anticipated interest rates, other market and economic conditions, and issuer operations. The Fund may also engage in frequent or short-term trading of securities and derivative instruments.

Principal Risks of Investing

Risk is inherent in all investing and you could lose money by investing in the Fund. A summary description of certain principal risks of investing in the Fund is set forth below. Before you decide whether to invest in the Fund, carefully consider these risk factors associated with investing in the Fund, which may cause investors to lose money. There can be no assurance that the Fund will achieve its investment objective.

COVID-19 Related Market Events. The pandemic of the novel coronavirus respiratory disease designated COVID-19 has resulted in extreme volatility in the financial markets, a domestic and global economic downturn, severe losses, particularly to some sectors of the economy and individual issuers, and reduced liquidity of many instruments. There have also been significant disruptions to business operations, including business closures; strained healthcare systems; disruptions to supply chains and employee availability; large fluctuations in consumer demand; and widespread uncertainty regarding the duration and long-term effects of the pandemic. The pandemic may result in domestic and foreign political and social instability, damage to diplomatic and international trade relations, and continued volatility and/or decreased liquidity in the securities markets. Some interest rates are very low and in some cases yields are negative. Governments and central banks, including the Federal Reserve in the United States, are taking extraordinary and unprecedented actions to support local and global economies and the financial markets. This and other government intervention into the economy and financial markets to address the pandemic may not work as intended, particularly if the efforts are perceived by investors as being unlikely to achieve the desired results. Rates of inflation have also recently risen, which could adversely affect economies and markets. In addition, the COVID-19 pandemic, and measures taken to mitigate its effects, could result in disruptions to the services provided to the Fund by its service providers. Other market events like the COVID-19 pandemic may cause similar disruptions and effects.

Market Risk. The Fund's net asset value ("NAV") and investment return will fluctuate based upon changes in the value of its portfolio securities. Certain securities selected for the Fund's portfolio may be worth less than the price originally paid for them, or less than they were worth at an earlier time.

Management Risk. The Fund may not meet its investment objective or may underperform the market or other mutual funds with similar investment strategies if the Fund's sub-advisor cannot successfully implement the Fund's investment strategies.

Managed Volatility Strategy Risk. The Fund's sub-advisor may be unsuccessful in managing volatility and the Fund may experience a high level of volatility in its returns. There can be no assurance that investment decisions made in seeking to manage Fund volatility will achieve the desired results, and the volatility of the Fund's returns in any one year, or any longer period, may be higher or lower than 10%. The securities used in the strategy are subject to price volatility, and the strategy may not result in less volatile returns for the Fund relative to the market as a whole, and they could be more volatile. While the management of volatility seeks competitive returns with more consistent volatility, the management of volatility does not ensure that the strategy will deliver competitive returns. Even if successful, the strategy may also result in returns increasing to a lesser degree than the market, or decreasing when the values of certain securities used in the strategy are stable or rising. The strategy may expose the Fund to losses (some of which may be sudden) to which it would not have otherwise been exposed if it invested only in equity securities. Additionally, the derivatives used to hedge the value of securities are not identical to the securities held, and as a result, the investment in derivatives may decline in value at the same time as underlying investments.

Equity Securities Risk. The equity securities held in the Fund's portfolio may experience sudden, unpredictable drops in value or long periods of decline in value. This may occur because of factors that affect securities markets generally or factors affecting specific industries, sectors, geographic markets, or companies in which the Fund invests.

Market Capitalization Risk. The Fund's investments in larger, more established companies are subject to the risk that larger companies are sometimes unable to attain the high growth rates of successful, smaller companies, especially during extended periods of economic expansion. Larger, more established companies may be unable to respond quickly to new competitive challenges such as changes in consumer tastes or innovative smaller competitors potentially resulting in lower market valuations for their common stock. Small-cap and mid-cap companies may not have the management experience, financial resources, product or business diversification and competitive strengths of large cap companies. Therefore, these securities may have more price volatility and be less liquid than the securities of larger, more established companies.

Investment Company Risk. The Fund bears all risks associated with the investment companies (including ETFs) in which it invests, including the risk that an investment company will not successfully implement its investment strategy or meet its investment objective. The Fund also bears its pro rata portion of an investment company's total expenses, in addition to the Fund's own expenses, and therefore the Fund's total expenses may be higher than if it invested directly in the securities held by the investment company.

ETF Risk. The market price of an ETF fluctuates based on changes in the ETF's NAV as well as changes in the supply and demand of its shares in the secondary market. It is also possible that an active secondary market for an ETF's shares may not develop and market trading in the shares of the ETF may be halted under certain circumstances. The lack of liquidity in a particular ETF could result in it being more volatile than the ETF's underlying portfolio of securities.

Liquidity Risk. From time to time, the trading market for a particular security or type of security in which the Fund invests may become less liquid or even illiquid. Reduced liquidity will have an adverse impact on the Fund's ability to sell such securities when necessary to meet the Fund's liquidity needs or in response to a specific economic event and will also generally lower the value of a security. Market prices for such securities may be volatile.

Foreign Securities Risk. Investments in securities issued by foreign issuers involve risks not generally associated with investment in the securities of U.S. companies, including risks relating to political, social and economic developments abroad and differences between U.S. and foreign regulatory and tax requirements and market practices, including fluctuations in foreign currencies. There may be less information publicly available about foreign companies than about a U.S. company, and many foreign companies are not subject to accounting, auditing, and financial reporting standards, regulatory framework and practices comparable to those in the U.S.

Derivatives Risk. Derivatives include instruments and contracts that are based on and valued in relation to one or more underlying securities, financial benchmarks, indices, or other reference obligations or measures of value. Major types of derivatives include futures and options. Using derivatives exposes the Fund to additional or heightened risks, including leverage risk, liquidity risk, valuation risk, market risk, counterparty risk, and credit risk. Derivatives transactions can be highly illiquid and difficult to unwind or value, they can increase Fund volatility, and changes in the value of a derivative held by the Fund may not correlate with the value of the underlying instrument or the Fund's other investments. Many of the risks applicable to trading the instruments underlying derivatives are also applicable to derivatives trading. However, derivatives are subject to additional risks such as operational risk, including settlement issues, and legal risk, including that underlying documentation is incomplete or ambiguous. For derivatives that are required to be cleared by a regulated clearinghouse, other risks may arise from the Fund's relationship with a brokerage firm through which it submits derivatives trades for clearing, including in some cases from other clearing customers of the brokerage firm.

Futures Contracts Risk. The price of a futures contract may change rapidly in response to changes in the markets and the general economic environment. Futures investments may result in investment exposures that are greater than their cost would suggest, meaning that a small investment in futures could have a large potential effect on the performance of the Fund. Generally, the purchase of a futures contract will increase the Fund's exposure to the volatility of the underlying asset while the value of a futures contract that is sold will perform inversely to the underlying asset. The successful use of futures by the Fund will be subject to the Fund's sub-advisor's ability to predict correctly movements in the direction of relevant markets, as well as interest rates, currency exchange rates and other economic factors. Additional risks associated with the use of futures contracts are (a) the imperfect correlation between the change in market value of the instruments held by the Fund and the price of the futures contract; (b) possible lack of a liquid secondary market for a futures contract and the resulting inability to close a futures contract when desired; (c) losses caused by unanticipated market movements, which are potentially unlimited; (d) the possibility that the counterparty will default in the performance of its obligations; and (e) if the Fund has insufficient cash, it may have to sell securities from its portfolio to meet daily variation margin requirements, and may have to do so at a time when it is disadvantageous to do so.

Options Risk. When the Fund purchases an option on a security or index it may lose the entire premium paid. There is also the possibility that the counterparty will default in the performance of its obligations. In addition, if the Fund writes a covered call option, during the option's life the Fund gives up the opportunity to profit from increases in the market value of the security covering the call option above the sum of the premium and the strike price of the call, but retains the risk of loss should the price of the underlying security decline.

Short Sales Risk. In connection with establishing a short position in an instrument, the Fund is subject to the risk that it may not always be able to borrow the instrument, or to close out a short position at a particular time or at an acceptable price. If the price of the borrowed instrument increases between the date of the short sale and the date on which the Fund replaces the instrument or closes out the position, the Fund will experience a loss.

Leverage Risk. Using futures and other derivatives creates leverage, which can magnify the Fund's potential for gain or loss and, therefore, amplify the effects of market volatility on the Fund's share price.

Asset Allocation Risk. The Fund's allocation among various asset classes and investments may not produce the desired results.

Swap Risk. A swap is a derivative that provides leverage, allowing the Fund to obtain the right to a return on a specified investment or instrument that exceeds the amount the Fund has invested in that investment or instrument. By using swap agreements, the Fund is exposed to counterparty credit risk. The use of swap agreements could cause the Fund to be more volatile, resulting in larger gains or losses in response to changes in the values of the securities underlying the swap agreements than if the Fund had made direct investments.

Performance

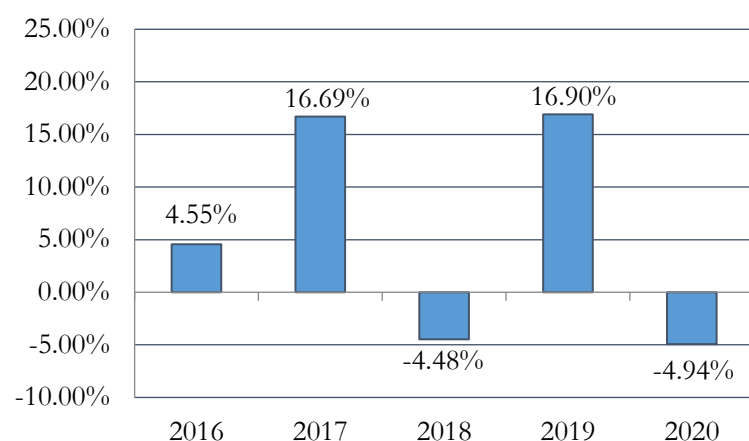
The bar chart and table below provide some indication of the risks of investing in the Fund by showing changes in the Fund's performance from year to year for Institutional Class Shares and by showing how the average annual total returns of the Fund compare with the average annual total returns of the S&P 500® Total Return Index, as well as the MSCI ACWI Index. Performance for classes other than those shown may vary from the performance shown to the extent the expenses for those classes differ. Class A Shares were not offered during the periods shown and therefore no performance for Class A Shares is provided. Updated performance information is available on the Fund's website, www.libertystreetfunds.com, or by calling the Fund at 1-800-207-7108.

The Fund acquired the assets and liabilities of the Securian AM Equity Stabilization Fund, a series of Managed Portfolio Series (the "Predecessor Fund"), on December 11, 2020. As a result of the acquisition, the Fund is the accounting successor of the Predecessor Fund. Performance results shown in the bar chart and the performance table below for the periods prior to December 11, 2020, reflect the performance of the Predecessor Fund. The Fund's past performance, before and after taxes, is not necessarily an indication of how the Fund will perform

in the future.

Calendar-Year Total Return (before taxes) - Institutional Class Shares

For each calendar year at NAV



Best Quarter: 3/31/2019 7.35% Worst Quarter: 3/31/2020 -9.30%

Year-to-Date as of September 30, 2021: 6.08%

Average Annual Total Returns for the periods ended December 31, 2020			
	One Year	Five Years	Since Inception (9/28/2015)
Institutional Class Shares			
Return Before Taxes	(4.94)%	5.31%	5.81%
Return After Taxes on Distributions	(5.68)%	4.37%	4.86%
Return After Taxes on Distributions and Sale of Fund Shares	(2.74)%	3.75%	4.14%
S&P 500® Total Return Index (reflects no deduction for fees, expenses or taxes)	18.40%	15.22%	16.36%
MSCI ACWI Index (reflects no deduction for fees, expenses or taxes)	16.25%	12.26%	12.97%

* The after-tax returns were calculated using the historical highest individual federal marginal income tax rates and do not reflect the impact of state and local taxes. The "Return After Taxes on Distributions and Sale of Fund Shares" may be higher than other return figures because when a capital loss occurs upon redemption of portfolio shares, a tax deduction is provided that benefits the investor. Actual after-tax returns depend on an investor's tax situation and may differ from those shown, and after-tax returns are not relevant to those investors who hold shares of the Fund through tax-advantaged arrangements, such as 401(k) plans or individual retirement accounts ("IRAs").

Investment Advisor and Sub-Advisor

Liberty Street Advisors, Inc. (the "Advisor") is the Fund's investment advisor. Securian Asset Management, Inc. (the "Sub-Advisor") is the Fund's sub-advisor.

Portfolio Managers

The following individuals serve as the Fund's primary portfolio managers. Mr. Stapleton has managed the Fund since its inception in September 2015. Mr. Gogos has managed the Fund since June 2017. Mr. Erickson has

managed the Fund since December 2017.

Craig M. Stapleton, CFA – Senior Vice President and Portfolio Manager, Securian Asset Management, Inc.; Jeremy Gogos, Ph.D., CFA – Vice President and Portfolio Manager, Securian Asset M Management, Inc.; and Merlin L. Erickson – Vice President and Portfolio Manager, Securian Asset M Management, Inc.

Purchase and Sale of Fund Shares

Currently, Class A Shares are not available for purchase. To purchase shares of the Fund, you must invest at least the minimum amount.

Minimum Investments	To Open Your Account	To Add to Your Account
Class A Shares		
Standard Accounts	\$2,500	\$100
Traditional and Roth IRA Accounts	\$2,500	\$100
Accounts with Systematic Investment Plans	\$2,500	\$100
Qualified Retirement Plans	\$2,500	\$100
Institutional Class Shares		
All Accounts	\$100,000	\$1,000

Fund shares are redeemable on any business day the New York Stock Exchange (the “NYSE”) is open for business by written request or by telephone.

Tax Information

The Fund’s distributions are generally taxable, and will be taxed as ordinary income or capital gains, unless you are a tax-exempt organization or are investing through a tax-advantaged arrangement such as a 401(k) plan or IRA. Distributions on investments made through tax-advantaged arrangements may be taxed as ordinary income when withdrawn from those accounts.

Payments to Broker-Dealers and Other Financial Intermediaries

If you purchase Fund shares through a broker-dealer or other financial intermediary (such as a bank or financial advisor), the Fund and/or its Fund’s sub-advisor may pay the intermediary for the sale of Fund shares and related services. These payments may create conflicts of interest by influencing the broker-dealer or other intermediary and your salesperson to recommend the Fund over another investment. Ask your salesperson or visit your financial intermediary’s website for more information.

MORE ABOUT THE FUNDS' INVESTMENT OBJECTIVE, PRINCIPAL INVESTMENT STRATEGIES AND RISKS

Securian AM Real Asset Income Fund

Investment Objective

The Securian AM Real Asset Income Fund (the "Real Asset Income Fund") seeks above average income and long-term growth of capital, with reduced volatility compared to broader equity markets, as a secondary objective.

The Real Asset Income Fund's investment objective is not fundamental and may be changed by the Board of Trustees without shareholder approval, upon at least 60 days' prior written notice to shareholders. The Fund's investment strategies and policies may be changed from time to time without shareholder approval or prior written notice, unless specifically stated otherwise in this Prospectus or the SAI.

Principal Investment Strategies

Under normal market conditions, the Real Asset Income Fund primarily invests at least 80% of its net assets (including any borrowing for investment purposes) in "real assets" and securities of companies that derive at least 50% of their revenues from activities related to real assets. Real assets are defined broadly by the Fund to include any assets that have physical properties, such as energy and natural resources, real estate, basic materials, equipment, utilities and infrastructure, and commodities. The Fund will emphasize investments in dividend-paying equity securities, including common and preferred stocks and securities convertible into common stocks of mainly U.S. companies. These securities may also include fixed income securities of real asset companies, TIPS, floating rate securities and foreign utilities, foreign infrastructure-related and foreign real estate-related companies. The Real Asset Income Fund's investment in foreign securities, including securities of foreign issuers which are not U.S. dollar denominated and/or traded in the U.S., will not exceed 30% of its total assets.

Typically, the Sub-Advisor concentrates its investments in, and allocates 40% or more of the Real Asset Income Fund's total assets to, Real Estate Securities. Real Estate Securities include securities issued by companies that receive at least 50% of their gross revenue from the construction, ownership, management, financing or sale of residential, commercial or industrial real estate and securities issued by companies primarily engaged in businesses that sell or offer products or services that are closely related to the real estate industry. Real Estate Securities also include securities issued by REITs or REOCs that are listed on a securities exchange or traded over-the-counter. A REIT is a corporation or trust that invests primarily in fee or leasehold ownership of real estate, mortgages or shares issued by other REITs and that receives favorable tax treatment provided it meets certain conditions, including the requirement that it distributes at least 90% of its taxable income annually. A REOC is a corporation that is similar to a REIT, except that a REOC has not taken the REIT tax election and therefore does not have a requirement to distribute any of its taxable income annually. REOCs are also more flexible than REITs in terms of what types of real estate investments they can make. The Fund does not invest directly in real estate.

The Real Asset Income Fund also may invest up to 25% of its total assets in the securities of MLPs. MLPs are publicly traded partnerships primarily engaged in the transportation, storage, processing, refining, marketing, exploration, production, and mining of minerals and natural resources. MLPs trade on national securities exchanges in a similar manner to the shares of a corporation. MLPs operate without entity level taxation. MLPs typically make distributions quarterly and have potential for capital appreciation to the extent that they experience growth in cash flow or earnings or increases in valuations.

The Real Asset Income Fund may invest in companies of any size. The Sub-Advisor's investment process emphasizes fundamental research and incorporates both top-down and bottom-up considerations to identify diversified sources of real return. Top-down factors, including current and forecasted financial market conditions, global economic trends, demographic trends, and public policies ranging from monetary to fiscal to regulatory, provide much of the broader portfolio construction framework. The Sub-Advisor further incorporates into its top-down analysis a consideration of the prevailing financing markets conditions for pricing and availability of certain capital-intensive projects. The Sub-Advisor's bottom-up analysis seeks to identify industries and companies that can flexibly adjust to investment opportunities that seek to deliver returns exceeding a company's cost of capital. In addition, the Sub-Advisor's fundamental research utilizes both

quantitative and qualitative analysis to evaluate the risk/return trade-off for relative positioning by asset class, sector, and industry in an effort to build an optimal risk-adjusted portfolio. Security selection represents the Sub-Advisor's final level of decision-making in its investment process. In selecting securities, the Sub-Advisor considers factors such as a company's dividend payments, financial condition, financial performance, quality of management, policies and strategies, business plans and competitive market condition, with emphasis on relative valuation.

In addition, the Real Asset Income Fund may invest in fixed income securities of any duration or maturity (including TIPS). Duration measures the sensitivity of the price of a fixed income investment to a change in interest rates. For example, an investment with a two-year duration means that it will decrease in value by 2% if interest rates rise 1%. Conversely, the investment will increase in value by 2% if interest rates fall 1%. TIPS are bonds issued by the U.S. Treasury. The value of the bond's principal is adjusted to track changes in the Consumer Price Index for all Urban Consumers before seasonal adjustment (calculated by the Bureau of Labor Statistics) ("CPI"). Because the interest rate on TIPS is fixed and is paid on the adjusted principal, interest payments will also rise with inflation and fall with deflation. Upon maturity, TIPS return the greater of the original principal or the original principal plus any inflation adjustments since the bond was issued.

The fixed income securities in which the Real Asset Income Fund may invest include debt securities issued or guaranteed by the U.S. government or government-related entities, debt securities issued by corporations and other entities, mortgage-backed securities, and other asset-backed securities. The Fund may also invest up to 20% of its total assets in securities rated lower than investment grade or unrated securities of comparable quality as determined by the Sub-Advisor (also known as "junk bonds"). In selecting fixed income investments, the sub-advisor considers factors such as, but not limited to, maturity, yield, duration, interest rates, credit quality, and diversification of portfolio holdings.

Finally, the Fund may invest in investment companies such as closed-end funds, open-end funds, ETFs, ETNs, and derivatives including futures, and may purchase options and write covered calls to manage inflation or volatility, increase income, or gain market exposure, among other purposes. ETNs are debt obligations typically issued by investment banks that are traded on exchanges and whose returns are linked to the performance of market indices.

Securian AM Balanced Stabilization Fund

Investment Objective

The Securian AM Balanced Stabilization Fund (the "Balanced Stabilization Fund") seeks to maximize risk-adjusted returns within a balanced portfolio while using hedging techniques to target volatility of 10% or less over a full market cycle.

The Balanced Stabilization Fund's investment objective is not fundamental and may be changed by the Board of Trustees without shareholder approval, upon at least 60 days' prior written notice to shareholders. The Fund's investment strategies and policies may be changed from time to time without shareholder approval or prior written notice, unless specifically stated otherwise in this Prospectus or the SAI.

Principal Investment Strategies

The Balanced Stabilization Fund seeks to achieve its investment objective by investing in other funds and directly in securities, while using hedging techniques to manage portfolio risk and volatility. The Fund achieves its equity exposure by investing primarily in large capitalization equity securities or in exchange-traded funds ("ETFs") that invest in large capitalization equity securities. The Sub-Advisor considers a company to be a large capitalization company if it has a market capitalization at the time of purchase of within the range of companies included in the S&P 500® Index. The Fund achieves its fixed income exposure by investing primarily in investment-grade fixed income securities, ETFs that invest in fixed income securities that are investment-grade bonds, exchange-traded notes ("ETNs"), interest rate swaps, treasury and interest rate futures, or other instruments that have characteristics similar to the fixed income securities included in the Bloomberg U.S. Aggregate Bond Index. The Fund's investments in fixed income securities may include Rule 144A Securities. The Fund may invest in other investment companies, securities and financial instruments to the extent permitted

under the Investment Company Act of 1940, as amended (the “1940 Act”), or any exemptive relief therefrom. Equity securities in which the Fund may invest include common stocks, preferred stocks, American Depositary Receipts (“ADRs”), rights and warrants, and may include securities of companies that are offered pursuant to an IPO.

Under normal market conditions, the Fund seeks to maintain an average dollar-weighted effective duration for its fixed income portfolio of less than 10 years. Duration measures the sensitivity of the price of a fixed income investment to a change in interest rates. For example, an investment with a two-year duration means that it will decrease in value by 2% if interest rates rise 1%. Conversely, the investment will increase in value by 2% if interest rates fall 1%.

Over time, the Fund targets approximately 60% equity exposure and 40% fixed income exposure in its portfolio. As market conditions change, however, and to manage overall Fund volatility under certain market conditions, the equity and fixed income exposures may change, with a minimum equity allocation of 10% and a maximum equity allocation of 90% of the Fund’s total market value. Under normal market conditions the Fund may keep approximately 15% of the Fund’s total assets in cash or cash equivalents.

In selecting investments, the Sub-Advisor considers factors such as, but not limited to, the Fund’s current and anticipated asset allocation positions, security pricing, industry outlook, current and anticipated interest rates and other market and economic conditions, general levels of debt prices and issuer operations. The Fund may also engage in frequent or short-term trading of securities and derivative instruments.

The Fund’s investments are utilized, in part, to seek to limit the Fund’s equity volatility. Volatility is a measure of the magnitude of up and down fluctuations in the value of a security over time, and refers to the amount of uncertainty or risk about the size of changes in a security’s value. A higher volatility means that a security’s value can potentially vary over a larger range of values. This means that the price of the security can change dramatically over a short time period in either direction. A lower volatility means that a security’s value does not fluctuate dramatically, but changes in value at a slower pace over a period of time. The Fund’s use of certain investments in seeking to manage volatility will be consistent with the Fund’s target asset allocation guidelines described below.

In seeking to manage the Fund’s equity volatility, the Fund will invest in derivative instruments, primarily by holding long and/or short positions in S&P 500® futures contracts. In periods when the Sub-Advisor expects higher volatility in the equity market, as measured by the S&P 500®, the Fund will seek to reduce the equity volatility of its portfolio by either selling S&P 500® futures contracts (taking short positions in such contracts) or reducing its long positions in S&P 500® futures contracts. During periods of lower expected volatility in the equity market, the Fund will seek to increase its equity exposure by purchasing S&P 500® futures contracts (increasing its long positions) or reducing its short positions in such contracts. Under normal market conditions, this hedging process targets, over an extended period of years, an average annualized volatility in the daily total returns of the Fund of approximately 10%.

The Fund’s use of S&P 500®, treasury and interest rate futures contracts and interest rate swaps has the effect of introducing leverage into the Fund’s portfolio. Leverage is introduced because the initial amount required to purchase a futures contract is small in relation to the notional value of such contract.

The market for bonds and other debt securities is generally liquid, but individual debt securities purchased by the Fund may be subject to the risk of reduced liquidity due to changes in quality ratings or changes in general market conditions which adversely affect particular debt securities or the broader bond market. The Sub-Advisor continuously monitors the liquidity of portfolio investments and may determine that, because of a reduction in liquidity subsequent to purchase, securities which originally were determined to be liquid have become illiquid.

Other Non-Principal Investment Strategies

To achieve its equity exposure and further manage the Balanced Stabilization Fund’s overall volatility, the Fund may also invest long or short in any of the following: equity index exchange traded funds or notes, options on equities, options on ETFs, options on equity index futures, total return swaps, credit default swaps, volatility index

("VIX") futures contracts, options on VIX futures contracts, common stocks and preferred stocks. Equity index exchange traded funds are exchange traded funds that generally seek to track the performance of a particular equity index and VIX futures contracts are monthly contracts that forecast the future level of the VIX index. The VIX shows the market's expectation of 30-day volatility and is constructed using the implied volatilities of a wide range of S&P 500® index options.

In order to achieve its fixed income exposure and further manage the Balanced Stabilization Fund's overall volatility, the Fund may also invest in other fixed income investments, including U.S. Treasuries, commercial mortgage backed securities ("CMBS"), mortgage backed securities (MBS) and collateralized mortgage obligations ("CMO").

In addition, the Balanced Stabilization Fund may invest lesser portions of its assets in other securities and financial instruments described in the Statement of Additional Information ("SAI"). To generate additional income, the Fund may lend securities representing up to one-third of the value of its total assets to broker-dealers, banks and other institutions.

Securian AM Equity Stabilization Fund

Investment Objective

The Securian AM Equity Stabilization Fund ("Equity Stabilization Fund") seeks to maximize risk-adjusted returns while using hedging techniques to target volatility of 10% or less over a full market cycle.

The Equity Stabilization Fund's investment objective is not fundamental and may be changed by the Board of Trustees without shareholder approval, upon at least 60 days' prior written notice to shareholders. The Fund's investment strategies and policies may be changed from time to time without shareholder approval or prior written notice, unless specifically stated otherwise in this Prospectus or the SAI.

Principal Investment Strategies

The Equity Stabilization Fund seeks to achieve its investment objective by investing in other funds and directly in securities while using hedging techniques to manage portfolio risk and volatility. Under normal market conditions, the Fund invests at least 80% of its net assets (plus any borrowings for investment purposes) in equity securities. The Fund may invest in equity securities of any market capitalization. Equity securities in which the Fund may invest include common stocks, preferred stocks, ADRs, rights and warrants, and may include securities of companies that are offered pursuant to an IPO. Equity securities also include those that are equity-based, such as exchange-traded funds ("ETFs") that invest primarily in U.S. and foreign equity securities. Over time, the Fund will target an approximate 85% equity exposure and 15% cash or cash equivalent exposure. The Fund will generally seek to invest in ETFs whose underlying equity securities have prices that are less volatile than the equity markets as a whole.

The Fund's investments will be utilized, in part, to seek to limit the Fund's overall volatility. Volatility is a measure of the magnitude of up and down fluctuations in the value of a security over time, and refers to the amount of uncertainty or risk about the size of changes in a security's value. A higher volatility means that a security's value can potentially vary over a larger range of values. This means that the price of the security can change dramatically over a short time period in either direction. Lower volatility means that a security's value changes at a slower pace over a period of time but does not fluctuate dramatically. The Fund's use of certain investments in seeking to manage volatility will be consistent with the Fund's effective equity exposure guidelines described below.

As market conditions change, the Fund's effective equity exposure will change in an effort to manage overall Fund volatility, with a minimum effective equity exposure of 10% and a maximum effective equity exposure of 100% of the Fund's total asset value. The Fund will seek to manage its effective equity exposure and its overall volatility by investing primarily in S&P 500® futures contracts and other derivative instruments. In periods when the Sub-Advisor expects higher volatility in the equity market, as measured by the S&P 500®, the Fund will seek to reduce its effective equity exposure and the overall volatility of its portfolio by either selling S&P 500® futures contracts (taking short positions in such contracts) or reducing its long positions in S&P 500® futures contracts. In periods when the Sub-Advisor expects lower volatility in the equity market, the Fund will seek to increase its

effective equity exposure by purchasing S&P 500® futures contracts (taking long positions in such contracts) or reducing its short positions in S&P 500® futures contracts. Under normal market conditions, this hedging process will seek to target, over an extended period of years, an average annualized volatility in the daily total returns of the Fund of approximately 10%.

The use of S&P 500®, treasury and interest rate futures contracts and interest rate swaps has the effect of introducing leverage into the Fund's portfolio. Leverage is introduced because the initial amount required to purchase a futures contract is small in relation to the notional value of the contract. Despite any use of leverage, under normal circumstances the Fund's effective equity exposure is not expected to exceed 100% of its total asset value.

In selecting investments, the Sub-Advisor considers factors such as, but not limited to, the Fund's current and anticipated asset allocation positions, security pricing, industry outlook, current and anticipated interest rates, other market and economic conditions, and issuer operations. The Fund may also engage in frequent or short-term trading of securities and derivative instruments.

Other Non-Principal Investment Strategies

To achieve its equity exposure and further manage the Equity Stabilization Fund's overall volatility, the Fund may also invest long or short in any of the following: common stocks, preferred stocks, equity index futures, options on equities, options on ETFs, options on equity index futures, total return swaps, volatility index (VIX) futures contracts, options on VIX futures contracts and over-the-counter equity and interest rate options. Equity index exchange traded funds are exchange traded funds that generally seek to track the performance of a particular equity index and VIX futures contracts are monthly contracts that forecast the future level of the VIX index. The VIX shows the market's expectation of 30-day volatility and is constructed using the implied volatilities of a wide range of S&P 500® index options.

In addition, the Equity Stabilization Fund may invest in other securities and financial instruments described in the SAI. To generate additional income, the Fund may lend securities representing up to one-third of the value of its total assets to broker-dealers, banks and other institutions.

Additional Information About Investments in ETFs

Section 12(d)(1) of the 1940 Act restricts investments by investment companies in the securities of other investment companies, including ETFs. However, registered investment companies are permitted to invest in other investment companies ("underlying investment companies") beyond the limits set forth in Section 12(d)(1) subject to certain terms and conditions of exemptive orders issued to certain ETFs by the SEC. Included among these conditions is a requirement that such ETFs enter into an agreement with a Fund that is consistent with relevant terms of the exemptive order that the ETF has obtained from the SEC permitting such investments. The Funds anticipate that they will enter into agreements with certain ETFs that permit the Funds to invest in the ETFs beyond the limits of Section 12(d)(1). The SEC recently adopted Rule 12d1-4 under the 1940 Act, which, upon effectiveness, will permit investment companies to invest in other investment companies beyond the limits set forth in Section 12(d)(1), subject to certain conditions. In connection with the adoption of Rule 12d1-4, most exemptive orders issued to ETFs permitting other investment companies to invest in ETF shares beyond the limits of Section 12(d)(1) will be rescinded. Upon effectiveness, to the extent the Funds invest in ETF shares beyond the limits of Section 12(d)(1) in reliance on Rule 12d1-4, the Funds intend to comply with the relevant conditions.

Cash or Similar Investments and Temporary Strategies of the Funds

At the Sub-Advisor's discretion, a Fund may invest in high-quality, short-term debt securities and money market instruments for (i) temporary defensive purposes in amounts up to 100% of the Fund's assets in response to adverse market, economic or political conditions and (ii) retaining flexibility in meeting redemptions, paying expenses, and identifying and assessing investment opportunities. These short-term debt securities and money market instruments include cash, shares of other mutual funds, commercial paper, certificates of deposit, bankers' acceptances, U.S. government securities, discount notes and repurchase agreements. To the extent that a Fund invests in money market mutual funds for its cash position, there will be some duplication of expenses because the

Fund will bear its pro rata portion of such money market funds' management fees and operational expenses. When investing for temporary defensive purposes, the Sub-Advisor may invest up to 100% of a Fund's total assets in such instruments. Taking a temporary defensive position may result in a Fund not achieving its investment objective.

Principal Risks of Investing

Each Fund's principal risks are set forth below. Before you decide whether to invest in a Fund, carefully consider these risk factors and special considerations associated with investing in a Fund, which may cause you to lose money.

COVID-19 Related Market Events (All Funds). The pandemic of the novel coronavirus respiratory disease designated COVID-19 has resulted in extreme volatility in the financial markets, a domestic and global economic downturn, severe losses, particularly to some sectors of the economy and individual issuers, and reduced liquidity of many instruments. There have also been significant disruptions to business operations, including business closures; strained healthcare systems; disruptions to supply chains and employee availability; large fluctuations in consumer demand; restrictions on travel; and widespread uncertainty regarding the duration and long-term effects of the pandemic. The pandemic may result in domestic and foreign political and social instability, damage to diplomatic and international trade relations, and continued volatility and/or decreased liquidity in the securities markets. These conditions may continue for an extended period of time, or worsen. The pandemic may result in a sustained domestic or global economic downturn or recession. Health crises such as the COVID-19 pandemic may exacerbate other pre-existing political, social, and economic risks. Developing or emerging market countries may be more adversely impacted. The ultimate economic fallout from the pandemic, and the long-term impact on economies, markets, industries and individual issuers, are not yet fully known. Governments and central banks, including the Federal Reserve in the United States, are taking extraordinary and unprecedented actions to support local and global economies and the financial markets in response to the COVID-19 pandemic, including by pushing interest rates to very low levels. This and other government intervention into the economy and financial markets to address the pandemic may not work as intended, particularly if the efforts are perceived by investors as being unlikely to achieve the desired results. Government actions to mitigate the economic impact of the pandemic have resulted in large expansion of government deficits and debt, the long-term consequences of which are not known. Rates of inflation have also recently risen, which could adversely affect economies and markets. The COVID-19 pandemic could continue to adversely affect the value and liquidity of a Fund's investments, impair the Fund's ability to satisfy redemption requests, and negatively impact the Fund's performance. In addition, the COVID-19 pandemic, and measures taken to mitigate its effects, could result in disruptions to the services provided to a Fund by its service providers. Other market events like the COVID-19 pandemic may cause similar disruptions and effects.

Market Risk (All Funds). The NAV and investment return of a Fund will fluctuate based upon changes in the value of the Fund's portfolio securities. The market value of a security may move up or down, sometimes rapidly and unpredictably. These fluctuations may cause a security to be worth less than the price originally paid for it, or less than it was worth at an earlier time. Market risk may affect a single issuer, industry, sector of the economy or the market as a whole. U.S. and international markets have experienced, and may continue to experience, volatility, which may increase risks associated with an investment in the Funds. The market value of securities in which the Funds invest is based upon the market's perception of value and is not necessarily an objective measure of the securities' value. In some cases, for example, the stock prices of individual companies have been negatively affected even though there may be little or no apparent degradation in the financial condition or prospects of the issuers. Similarly, the debt markets have experienced substantially lower valuations, reduced liquidity, price volatility, credit downgrades, increased likelihood of default, and valuation difficulties. As a result of this significant volatility, many of the following risks associated with an investment in the Funds may be increased. Continuing market volatility may have adverse effects on the Funds.

Management Risk (All Funds). The ability of a Fund to meet its investment objective is directly related to the Sub-Advisor's investment strategies for the Fund. The value of your investment in a Fund may vary with the effectiveness of the Sub-Advisor's research, analysis, asset allocation and portfolio management among portfolio securities. If the Sub-Advisor's investment strategies do not produce the expected results, the value of

your investment could be diminished or even lost entirely and a Fund could underperform the market or other mutual funds with similar investment strategies.

Managed Volatility Strategy Risk (Balanced Stabilization Fund and Equity Stabilization Fund). The Sub-Advisor may be unsuccessful in managing volatility and a Fund may experience a high level of volatility in its returns. There can be no assurance that investment decisions made in seeking to manage Fund volatility will achieve the desired results, and the volatility of the Funds' returns in any one year, or any longer period, may be higher or lower than the 10% target. The securities used in the strategy are subject to price volatility, and the strategy may not result in less volatile returns for the Funds relative to the market as a whole and they could be more volatile. While the management of volatility seeks competitive returns with more consistent volatility, the management of volatility does not ensure that the strategy will deliver competitive returns. Even if successful, the strategy may also result in returns increasing to a lesser degree than the market, or decreasing when the values of certain securities used in the strategy are stable or rising. The strategy may expose a Fund to losses (some of which may be sudden) to which it would not have otherwise been exposed if it invested only in equity and/or fixed income securities. Additionally, the derivatives used to hedge the value of securities are not identical to the securities held, and as a result, the investment in derivatives may decline in value at the same time as underlying investments.

Equity Securities Risk (All Funds). Each Fund's investments in equity securities are susceptible to general stock market fluctuations and to volatile increases and decreases in value as market confidence in and perceptions of their issuers change. These investor perceptions are based on various and unpredictable factors including: expectations regarding government, economic, monetary and fiscal policies; inflation and interest rates; economic expansion or contraction; global and/or regional political, economic and banking crises; and factors affecting specific industries, sectors, geographic markets, or companies in which a Fund invests. A Fund's NAV and investment return will fluctuate based upon changes in the value of its portfolio securities.

Concentration Risk (Real Asset Income Fund). The Fund's strategy of focusing its investments in Real Estate Securities (including REITs and REOCs) means that the performance of the Fund will be closely tied to the performance of that industry. The Fund's concentrated focus may present more risk than if it were broadly diversified over numerous industries and sectors of the economy. A downturn in these investments would have a greater impact on the Fund than on a fund that does not focus in such investments. At times, the performance of these investments may lag the performance of other industries or the market as a whole. An inherent risk associated with any investment focus is that the Fund may be adversely affected if one or two of its investments perform poorly.

Large-Cap Company Risk (Balanced Stabilization Fund). A Fund's investments in larger, more established companies are subject to the risk that large-cap companies are sometimes unable to attain the high growth rates of successful, smaller companies, especially during extended periods of economic expansion. Larger, more established companies may be unable to respond quickly to new competitive challenges such as changes in consumer tastes or innovative smaller competitors potentially resulting in lower market valuations or pricing for their common stock.

Market Capitalization Risk (Real Asset Income Fund and Equity Stabilization Fund). A Fund's investments in larger, more established companies are subject to the risk that large-cap companies are sometimes unable to attain the high growth rates of successful, smaller companies, especially during extended periods of economic expansion. Larger, more established companies may be unable to respond quickly to new competitive challenges such as changes in consumer tastes or innovative smaller competitors potentially resulting in lower market valuations or pricing for their common stock. A Fund invests in small-cap and mid-cap companies. These companies may not have the management experience, financial resources, product or business diversification and competitive strengths of large-cap companies. Therefore, their securities may have more price volatility and be less liquid than the securities of larger, more established companies. Their stocks may also be bought and sold less often and in smaller amounts than larger company stocks. Because of this, if the Sub-Advisor wants to sell a large quantity of a mid-cap or small-cap company stock, it may have to sell at a lower price than it might prefer, or it may have to sell in smaller than desired quantities over a period of time. Analysts and other investors may follow these companies less actively and therefore information about these companies may not

be as readily available as that for large-cap companies.

Investment Company Risk (All Funds). The Funds bear all risks associated with the investment companies in which they invest (including ETFs), including the risk that an investment company will not successfully implement its investment strategy or meet its investment objective. Each Fund also bears its pro rata portion of an investment company's total expenses, in addition to the Fund's own expenses, and therefore the Fund's total expenses may be higher than if it invested directly in the securities held by the underlying fund.

Asset Allocation Risk (All Funds). Each Fund's investment performance may depend, at least in part, on how its assets are allocated and reallocated among various assets classes and investments. It is possible that the Sub-Advisor will focus on an asset class or investment that performs poorly or underperforms other alternatives under various market conditions. You could lose money on your investment in a Fund as a result of these allocation decisions.

Real Estate Securities Risk (Real Asset Income Fund). Real estate companies, including REITs and REOCs, have been subject to substantial fluctuations and declines on a local, regional and national basis in the past and may continue to be in the future. Real property values and incomes from real property may decline due to general and local economic conditions, overbuilding and increased competition, increases in property taxes and operating expenses, changes in zoning laws, casualty or condemnation losses, regulatory limitations on rents, changes in neighborhoods and in demographics, increases in market interest rates, or other factors. Factors such as these may adversely affect companies which own and operate real estate directly, companies which lend to them, and companies which service the real estate industry.

ETF Risk (All Funds). Because a Fund invests in ETFs, it is subject to additional risks that do not apply to conventional mutual funds, including the risks that the market price of an ETF's shares may trade at a discount to its NAV per share, an active secondary trading market may not develop or be maintained, and trading may be halted by, or the ETF may be delisted from, the exchange in which they trade, which may impact a Fund's ability to sell its shares. The lack of liquidity in a particular ETF could result in it being more volatile than the ETF's underlying portfolio of securities. ETFs are also subject to the risks of the underlying securities or sectors the ETF is designed to track and there are brokerage commissions paid in connection with buying or selling ETF shares. In addition, ETFs have management fees and other expenses. A Fund will bear its pro rata portion of these expenses and therefore the Fund's expenses may be higher than if it invested directly in securities.

Liquidity Risk (All Funds). The Funds may be exposed to liquidity risk when trading volume, lack of a market maker, or legal restrictions impair a Fund's ability to sell particular securities at an advantageous price or a timely manner. In the event certain securities experience limited trading volumes, the prices of such securities may display abrupt or erratic movements at times. In addition, it may be more difficult for a Fund to buy and sell significant amounts of such securities without an unfavorable impact on prevailing market prices. As a result, these securities may be difficult to sell at a favorable price at the times when the Sub-Advisor believes it is desirable to do so. Investment in securities that are less actively traded (or over time experience decreased trading volume) may restrict a Fund's ability to take advantage of other market opportunities.

Energy Industry Risk (Real Asset Income Fund). Companies engaged in the transportation, storage, processing, refining, marketing, exploration, production, and mining of minerals and natural resources, such as MLPs in which the Fund invests, are subject to many risks that can negatively impact the revenues and viability of companies in this industry. These risks include, but are not limited to, commodity price volatility risk, supply and demand risk, reserve and depletion risk, operations risk, regulatory risk, environmental risk, terrorism risk and the risk of natural disasters.

MLP Risk (Real Asset Income Fund). The Fund may invest in MLPs that are subject to many risks. Holders of MLPs have limited control and voting rights on matters affecting the partnership. Holders of MLPs are exposed to a remote possibility of liability for all of the obligations of that MLP in the event that a court determines that the rights of the holders of MLP to vote to remove or replace the general partner of that MLP, to approve amendments to that MLP's partnership agreement, or to take other action under the partnership agreement of that MLP would constitute "control" of the business of that MLP, or a court or governmental agency determines that the

MLP is conducting business in a state without complying with the partnership statute of that state. MLP common units can be affected by macro-economic and other factors affecting the stock market in general, expectations of interest rates, investor sentiment towards MLPs, changes in a particular issuer's financial condition, or unfavorable or unanticipated poor performance of a particular issuer. Prices of common units of individual MLPs and other equity securities also can be affected by fundamentals unique to the partnership or company, including earnings power and coverage ratios. In the event of liquidation, common unit holders are intended to have a preference to the remaining assets of the issuer over holders of subordinated units. Subordinated units generally do not provide arrearage rights. The risks of investing in an MLP are similar to those of investing in a partnership, including more flexible governance structures, which could result in less protection for investors than investments in a corporation. Investors in an MLP normally would not be liable for the debts of the MLP beyond the amount that the investor has contributed but investors may not be shielded to the same extent that a shareholder of a corporation would be. Holders of MLPs are also exposed to the risk that they will be required to repay amounts to the MLP that are wrongfully distributed to them. Also, MLP distributions may be reduced by fees and other expenses incurred by the MLP. In addition, the value of the Fund's investment in an MLP will depend largely on the MLP's treatment as a partnership for U.S. federal income tax purposes. If an MLP does not meet current legal requirements to maintain partnership status, or if it is unable to do so because of tax law changes, it would be treated as a corporation for U.S. federal income tax purposes. In that case, the MLP would be obligated to pay income tax at the entity level and distributions received by the Fund generally would be taxed as dividend income. As a result, there could be a material reduction in the Fund's cash flow and there could be a material decrease in its NAV. Furthermore, MLP interests may not be as liquid as other more commonly traded equity securities and therefore more difficult to trade at desirable times and/or prices. Where certain MLP securities experience limited trading volumes, the prices of such MLPs may display abrupt or erratic movements at times and it may be more difficult for the Fund to buy and sell significant amounts of such securities without an unfavorable impact on prevailing market prices. MLPs generally are considered interest-rate sensitive investments and, accordingly, during periods of interest rate volatility these investments may not provide attractive returns. The value of MLPs that are regulated by the Federal Energy Regulatory Commission ("FERC") may also be negatively impacted by regulatory action taken by and regulatory requirements of FERC.

Fixed Income Securities Risks (Real Asset Income Fund and Balanced Stabilization Fund). Fixed income securities are subject to the following risks:

Call Risk. During periods of declining interest rates, a bond issuer may "call," or repay, its high yielding bonds before their maturity dates. In this event a Fund would then be forced to invest in the unanticipated proceeds at lower interest rates, resulting in a decline in its income.

Credit Risk. Issuers of fixed-income securities may default or be unable to make principal and interest payments when they are due. There is also the risk that the securities could lose value because of a loss of confidence in the ability of the issuer to pay back debt. The degree of credit risk for a particular security may be reflected in its credit rating. Lower rated fixed income securities involve greater credit risk, including the possibility of default or bankruptcy.

Interest Rate Risk. Fixed-income securities could lose value because of interest rate changes. For example, bonds tend to decrease in value if interest rates rise. Fixed income securities with longer maturities sometimes offer higher yields, but are subject to greater price shifts as a result of interest rate changes than fixed income securities with shorter maturities. The Funds will be exposed to heightened interest rate risk as interest rates rise from historically low levels. Substantial redemptions from bond and other income funds may worsen that impact. Other types of securities also may be adversely affected from an increase in interest rates.

Reinvestment Risk. If a Fund reinvests the proceeds of matured or sold securities at market interest rates that are below its portfolio earnings rate, its income will decline.

Prepayment and Extension Risk. Prepayment occurs when the issuer of a fixed income security repays principal prior to the security's maturity. During periods of declining interest rates, issuers may increase

pre-payments of principal causing a Fund to invest in fixed income securities with lower yields thus reducing income generation. Similarly, during periods of increasing interest rates, issuers may decrease pre-payments of principal extending the duration of fixed income securities potentially to maturity. This is known as extension risk and may increase the Funds' sensitivity to rising rates and the potential for price declines. Fixed income securities with longer maturities are subject to greater price shifts as a result of interest rate changes. Also, if a Fund is unable to liquidate lower yielding securities to take advantage of a higher interest rate environment, its ability to generate income may be adversely affected. The potential impact of prepayment features on the price of a fixed income security can be difficult to predict and result in greater volatility.

Duration Risk. The Funds do not have a set policy regarding the maturity or duration of any of its securities. Holding long duration and long maturity investments will magnify certain risks, including interest rate risk and credit risk.

Foreign Securities Risk (Real Asset Income Fund and Equity Stabilization Fund). The risks of investing in securities of foreign issuers involves risks not generally associated with investments in securities of U.S. companies, including risks relating to political, social and economic developments abroad and differences between U.S. and foreign regulatory requirements and market practices. Securities that are denominated in foreign currencies are subject to the further risk that the value of the foreign currency will fall in relation to the U.S. dollar and/or will be affected by volatile currency markets or actions of U.S. and foreign governments or central banks. Foreign securities may be subject to greater fluctuations in price than securities of U.S. companies because foreign markets may be smaller and less liquid than U.S. markets. There may be less information publicly available about foreign companies than about a U.S. company, and many foreign companies are not subject to accounting, auditing, and financial reporting standards, regulatory framework and practices comparable to those in the U.S.

Utility Company Risk (Real Asset Income Fund). A significant portion of utility company revenues and costs are subject to regulation by states and other regulators. Regulatory authorities also may restrict a company's access to new markets. The deregulation of certain utilities companies may subject these companies to greater risks of loss. Utilities companies may incur unexpected increases in fuel and other operating costs. Rising interest rates could lead to higher financing costs and reduced earnings. Utilities are also subject to considerable costs associated with environmental compliance, nuclear waste clean-up and safety regulation. There is a risk that these costs will not be fully recovered through an increase in revenues.

ETN Risk (Real Asset Income Fund and Balanced Stabilization Fund). ETNs are unsecured debt obligations and are subject to the credit risk of their issuers, and would lose value if the issuer goes bankrupt. ETN returns are linked to the performance of designated indices which fluctuate due to market changes as well as economic, legal, political and geographic events. The market price of ETNs will fluctuate as their returns fluctuate and as the level of supply and demand for the ETNs change. The value of an ETN will vary and will be influenced by its time to maturity, level of supply and demand for the ETN, volatility and lack of liquidity in underlying securities, currency and commodities markets as well as changes in the applicable interest rates, changes in the issuer's credit rating, and economic, legal, political, or geographic events that affect the referenced index. While ETNs are exchange-traded, a trading market may not develop limiting liquidity and adversely affecting the market value of the ETN. In addition, there may be restrictions on a Fund's right to redeem its investment in an ETN, which is meant to be held until maturity.

Preferred Stock Risk (Real Asset Income Fund). A preferred stock is a blend of the characteristics of a bond and common stock. It may offer a higher yield than common stock and has priority over common stock in equity ownership, but it does not have the seniority of a bond and, unlike common stock, its participation in the issuer's growth may be limited. Preferred stock has preference over common stock in the receipt of dividends or in any residual assets after payment to creditors should the issuer be dissolved. Although the dividend on a preferred stock may be set at a fixed annual rate, in some circumstances it may be changed or deferred by the issuer. Preferred stock generally does not confer voting rights.

Derivatives Risk (All Funds). Derivatives are financial contracts whose value depend on, or are derived from, the value of an underlying asset, reference rate, or index. The use of derivative instruments involves risks different from, or possibly greater than, the risks associated with investing directly in securities and other traditional investments. Certain derivative instruments can lose more than the principal amount invested. Derivatives may involve significant risks. Derivatives could result in Fund losses if the underlying references do not perform as anticipated. Use of derivatives is a highly specialized activity that can involve investment techniques, risks, and tax planning different from those associated with more traditional investment instruments. A Fund's derivatives strategy may not be successful and use of certain derivatives could result in substantial, potentially unlimited, losses to the Fund regardless of the Fund's actual investment. A relatively small movement in the price, rate or other economic indicator associated with the underlying reference may result in substantial loss for a Fund. Derivatives may be more volatile than other types of investments. Derivatives can increase a Fund's risk exposure to underlying references and their attendant risks, including the risk of an adverse credit event associated with the underlying reference (credit risk), the risk of adverse movement in the value, price or rate of the underlying reference (market risk), the risk of adverse movement in the value of underlying currencies (foreign currency risk) and the risk of adverse movement in underlying interest rates (interest rate risk). Derivatives may expose a Fund to additional risks, including the risk of loss due to a derivative position that is imperfectly correlated with the underlying reference it is intended to hedge or replicate (correlation risk), the risk that a counterparty will fail to perform as agreed (counterparty risk), the risk that a hedging strategy may fail to mitigate losses, and may offset gains (hedging risk), the risk that losses may be greater than the amount invested (leverage risk), the risk that the Fund may be unable to sell an investment at an advantageous time or price (liquidity risk), the risk that the investment may be difficult to value (pricing risk), and the risk that the price or value of the investment fluctuates significantly over short periods of time (volatility risk). The value of derivatives may be influenced by a variety of factors, including national and international political and economic developments. Potential changes to the regulation of the derivatives markets may make derivatives more costly, may limit the market for derivatives, or may otherwise adversely affect the value or performance of derivatives. In addition, changes in government regulation of derivatives could affect the character, timing and amount of a Fund's taxable income or gains. A Fund's use of derivatives may be limited by the requirements for taxation of the Fund as a regulated investment company.

Futures Contracts Risk (All Funds). The price of a futures contract may change rapidly in response to changes in the markets and the general economic environment. Futures investments may result in investment exposures that are greater than their cost would suggest, meaning that a small investment in futures could have a large potential effect on the performance of a Fund. Generally, the purchase of a futures contract will increase a Fund's exposure to the volatility of the underlying asset while the value of a futures contract that is sold will perform inversely to the underlying asset. The successful use of futures by a Fund will be subject to the Sub-Advisor's ability to predict correctly movements in the direction of relevant markets, as well as interest rates, currency exchange rates and other economic factors. Additional risks associated with the use of futures contracts are (a) the imperfect correlation between the change in market value of the instruments held by the Funds and the price of the futures contract; (b) possible lack of a liquid secondary market for a futures contract and the resulting inability to close a futures contract when desired; (c) losses caused by unanticipated market movements, which are potentially unlimited; (d) the possibility that the counterparty will default in the performance of its obligations; and (e) if a Fund has insufficient cash, it may have to sell securities from its portfolio to meet daily variation margin requirements, and may have to do so at a time when it is disadvantageous to do so.

Options Risk (All Funds). When a Fund purchases an option on a security or index it may lose the entire premium paid. There is also the possibility that the counterparty will default in the performance of its obligations. When a Fund is the writer of a call option, it has no control over the time when it may be required to fulfill its obligation as a writer of the option. Once an option writer has received an exercise notice, it cannot effect a closing purchase transaction in order to terminate its obligation under the option and must deliver the underlying security at the exercise price. There can be no assurance that a liquid market will exist if the Funds seek to close out an option position. If trading were suspended in an option purchased by a Fund, it would not be able to close out the option. The Funds may write covered call options. As the writer of a covered call option, during the option's life the Funds give up the opportunity to profit from increases in the market value of the security covering the call option above the sum of the premium and the strike price of the call, but retains the

risk of loss should the price of the underlying security decline. If a Fund were unable to close out a covered call option that it had written on a security, such Fund would not be able to sell the underlying security unless the option expired without exercise.

Short Sales Risk (Balanced Stabilization Fund and Equity Stabilization Fund). In connection with establishing a short position in a security or index, or through the use of derivatives, a Fund is subject to the risk that it may not always be able to borrow a security, or to close out a short position at a particular time or at an acceptable price. If the price of the borrowed security increases between the date of the short sale and the date on which a Fund replaces the security or closes out the position, the Fund will experience a loss. By investing the proceeds received from selling securities short, a Fund is employing leverage, which creates special risks. Furthermore, until a Fund replaces a security borrowed, or sold short, it must pay to the lender amounts equal to any dividends that accrue during the period of the short sale. In addition, a Fund will incur certain transaction fees associated with short selling.

Leverage Risk (All Funds). Using futures and other derivatives creates leverage, which can magnify a Fund's potential for gain or loss and, therefore, amplify the effects of market volatility on the Fund's share price.

Infrastructure Companies Risk (Real Asset Income Fund). Infrastructure-related companies can be affected by various factors, including general or local economic conditions and political developments, general changes in market sentiment towards infrastructure assets, high interest costs in connection with capital construction and improvement programs, difficulty in raising capital, costs associated with compliance with changes in regulations, regulation or intervention by various government authorities, including government regulation of rates, inexperience with and potential losses resulting from the deregulation of a particular industry or sector, changes in tax laws, environmental problems, technological changes, surplus capacity, casualty losses, threat of terrorist attacks and changes in interest rates.

MLP Tax Risk (Real Asset Income Fund). MLPs taxed as partnerships do not pay U.S. federal income tax at the partnership level. Rather, each partner is allocated a share of the partnership's income, gains, losses, deductions and expenses. A change in current tax law, or a change in the underlying business mix of a given MLP, could result in an MLP being classified as a corporation for U.S. federal income tax purposes, which would result in such MLP being required to pay U.S. federal income tax on its taxable income. This classification would have the effect of reducing the amount of cash available for distribution by the MLP and, as a result, could result in a reduction of the value of the Fund's investment, and consequently your investment in the Fund and lower income.

MLPs taxed as partnerships file a partnership tax return for U.S. federal, state and local income tax purposes and communicate to each investor in such MLP the investor's allocable share of the MLP's income, gains, losses, deductions and expenses via a "Schedule K-1." Each year, the Fund will send you an annual tax statement (Form 1099) to assist you in completing your federal, state and local tax returns. An MLP might need to amend its partnership tax return and, in turn, send amended Schedules K-1 to investors in the MLP, such as the Fund. When necessary, the Fund will send you a corrected Form 1099 to reflect Schedule K-1 information reclassified by an MLP, which could, in turn, require you to amend your federal, state or local tax returns.

TIPS Risk (Real Asset Income Fund). Interest payments on TIPS are unpredictable and will fluctuate as the principal and corresponding interest payments are adjusted for inflation. There can be no assurance that the CPI will accurately measure the real rate of inflation in the prices of goods and services. Any increases in the principal amount of TIPS will be considered taxable ordinary income, even though the Fund will not receive the principal until maturity. As a result, the Fund may make income distributions to shareholders that exceed the cash it receives. In addition, TIPS are subject to credit risk, interest rate risk and duration risk. Credit risk is the risk that an issuer will not make timely payments of principal and interest. Interest rate risk is the risk that the value of debt securities fluctuates with changes in interest rates (e.g. increases in interest rates result in a decrease in value of debt securities). Duration risk is the risk that holding long duration and long maturity investments will magnify certain other risks, including interest rate risk and credit risk.

Mortgage-Backed Securities Risk (Real Asset Income Fund). Mortgage-backed securities are sensitive to actual or anticipated changes in interest rates. When interest rates decline, mortgage-backed securities are subject to prepayment risk, which is the risk that borrowers will refinance mortgages to take advantage of lower rates resulting in the Fund reinvesting when rates are low. Conversely when interest rates increase borrowers do not prepay their mortgages, which locks the Fund into holding a lower yielding investment. In addition, mortgage-backed securities may decline in value because of foreclosures or defaults.

Below Investment Grade Debt Securities Risk (Real Asset Income Fund). Below-investment grade debt securities or unrated securities of similar credit quality as determined by the Sub-Advisor, also sometimes referred to as “junk bonds,” generally pay a premium above the yields of U.S. government or investment grade debt securities because they are subject to greater risks. These risks, which reflect their speculative character, include: greater volatility; greater credit risk and risk of default; potentially greater sensitivity to general economic or industry conditions; potential lack of attractive resale opportunities (illiquidity); and additional expenses to seek recovery from issuers who default. In addition, the prices of these non-investment grade debt securities are more sensitive to negative developments, such as a decline in the issuer’s revenues or a general economic downturn, than are the prices of higher grade securities. Non-investment grade debt securities tend to be less liquid than investment grade debt securities.

Floating Rate Securities Risk (Real Asset Income Fund). Floating (or variable) rate securities are generally less sensitive to interest rate changes than fixed rate securities. However, the market value of floating rate securities may decline when prevailing interest rates rise if their interest rates do not rise as much, or as quickly, as interest rates in general. Conversely, floating rate securities will not generally increase in market value if interest rates decline. However, when interest rates fall, there will be a reduction in the payments of interest received by the Fund from its floating rate securities. Limits on the aggregate amount by which a floating rate security’s interest rate may increase over its lifetime or during any one adjustment period can prevent the interest rate from ever adjusting to prevailing market rates. The NAV of the Fund may decline during periods of rising interest rates until the interest rates on these securities reset to market rates. You could lose money if you sell your shares of the Fund before these rates reset.

Government-Sponsored Entities Risk (Real Asset Income Fund). The Fund may invest in various types of U.S. government obligations. U.S. government obligations include securities issued or guaranteed as to principal and interest by the U.S. government, its agencies or instrumentalities, such as the U.S. Treasury. Payment of principal and interest on U.S. government obligations may be backed by the full faith and credit of the United States or may be backed solely by the issuing or guaranteeing agency or instrumentality itself. Investments in fixed income securities issued by U.S. government sponsored entities such as the Federal National Mortgage Association, the Federal Home Loan Mortgage Association, and the Federal Home Loan Banks are not backed by the full faith and credit of the U.S. government. With respect to these entities, the investor must look principally to the agency or instrumentality issuing or guaranteeing the obligation for ultimate repayment, which agency or instrumentality may be privately owned. There can be no assurance that the U.S. government would provide financial support to its agencies or instrumentalities (including government-sponsored enterprises) where it is not obligated to do so.

Convertible Securities Risk (Real Asset Income Fund). Convertible securities are fixed income securities, preferred stocks or other securities that are convertible into or exercisable for common stock of the issuer (or cash or securities of equivalent value) at either a stated price or a stated rate. The market values of convertible securities tend to decline as interest rates increase and, conversely, to increase as interest rates decline. A convertible security’s market value, however, tends to reflect the market price of the common stock of the issuing company when that stock price approaches or is greater than the convertible security’s “conversion price.” The conversion price is defined as the predetermined price at which the convertible security could be exchanged for the associated stock. As the market price of the underlying common stock declines, the price of the convertible security tends to be influenced more by the yield of the convertible security. Thus, it may not decline in price to the same extent as the underlying common stock. In the event of a liquidation of the issuing company, holders of convertible securities would be paid before the company’s common stockholders but after holders of any senior debt obligations of the company. Consequently, the issuer’s convertible securities generally entail less risk than its common stock but more risk than its debt obligations. Contingent convertible securities are a

form of hybrid debt security that are intended to either convert into equity or have their principal written down upon the occurrence of certain “triggers.” Some additional risks associated with contingent convertible securities include, but are not limited to, loss absorption risk, subordination risk, and fluctuations in market value based on unpredictable factors.

Commodities Related Investments Risk (Real Asset Income Fund). Exposure to the commodities markets may subject the Fund to greater volatility than investments in traditional securities. The commodities markets have experienced periods of extreme volatility, which may cause rapid and substantial changes in the value of the Fund’s holdings. The value of commodity related securities and commodity-linked derivative investments may be affected by changes in overall market movements, commodity index volatility, changes in interest rates, lack of liquidity, or factors affecting a particular industry or commodity, such as drought, floods, weather, livestock disease, embargoes, tariffs and international economic, political, regulatory and market developments, as well as the participation in the commodities markets of speculators.

Natural Resources Industry Risk (Real Asset Income Fund). The natural resources industry can be significantly affected by events relating to international political and economic developments, energy conservation, the success of exploration projects, commodity prices, and taxes and other governmental regulations. The securities of companies in the natural resources industry may experience more price volatility than securities of companies in other industries.

Swap Risks (Balanced Stabilization Fund and Equity Stabilization Fund). A swap is a form of derivative that provides leverage, allowing the Fund to obtain exposure to an underlying asset, reference rate or index in an amount that is greater than the amount the Fund has invested. Although the Fund will segregate or earmark liquid assets to cover its net obligations under a swap, the amount will be limited to the current value of the Fund’s obligations to the counterparty, and will not prevent the Fund from incurring losses greater than the amount it has invested. By setting aside assets only equal to its net obligation under a swap (rather than the full notional value of the swap), the Fund will have the ability to employ leverage to a greater extent. The use of swaps could cause the Fund to be more volatile, resulting in larger gains or losses in response to changes in the values of the assets, reference rates or indices underlying the swaps than if the Fund had made direct investments in such assets, reference rates or indices.

By using swap agreements, the Fund is exposed to additional risks concerning the counterparty. For example, the Fund bears the risk of loss of the amount expected to be received under a swap in the event of the default or bankruptcy of the counterparty, or if the counterparty fails to honor its obligations. Further, the swap counterparty’s obligations to the Fund likely will not be collateralized. The Fund currently intends, however, to settle swap agreements at least monthly, and may do so more frequently.

The regulation of swaps, as well as other derivatives, is a rapidly changing area of law and is subject to modification by government and judicial action. It is not possible to predict fully the effects of current or future regulation. However, it is possible that developments in government regulation of various types of derivative instruments may limit or prevent the Fund from using or limit the Fund’s use of these instruments effectively as a part of its investment strategy. In addition, new requirements, even if not directly applicable to the Fund, may increase the cost of the Fund’s investments and cost of doing business.

By using swap agreements, the Fund is exposed to liquidity risks since it may not be able to settle a swap immediately, particularly during times of market turmoil. It may also be difficult to value a swap agreement if the Fund has difficulty in closing the position.

Rule 144A Securities Risk (Balanced Stabilization Fund). The market for Rule 144A securities typically is less active than the market for public securities. Rule 144A securities carry the risk that the trading market may not continue and the Fund might be unable to dispose of these securities promptly or at reasonable prices, and might thereby experience difficulty satisfying redemption requirements.

Asset-Backed Securities Risk (Real Asset Income Fund). Asset-backed securities are not as sensitive to changes in interest rates as mortgage-backed securities. Asset-backed securities may be largely dependent upon the cash flows generated by the underlying assets and may not have the benefit of a security interest in the underlying assets which increases the risk of loss from default.

Portfolio Holdings Information

A description of the Funds' policies and procedures with respect to the disclosure of the Funds' portfolio securities is available in the Funds' Statement of Additional Information ("SAI"). Currently, disclosure of each Fund's holdings is required to be made quarterly within 60 days of the end of each fiscal quarter, in each Fund's Annual Report and Semi-Annual Report to Fund shareholders, and in its monthly holdings report on Form N-PORT.

Cybersecurity

The computer systems, networks and devices used by the Funds and their service providers to carry out routine business operations employ a variety of protections designed to prevent damage or interruption from computer viruses, network failures, computer and telecommunication failures, infiltration by unauthorized persons and security breaches. Despite the various protections utilized by the Funds and their service providers, systems, networks, or devices potentially can be breached. Each Fund and its shareholders could be negatively impacted as a result of a cybersecurity breach.

Cybersecurity breaches can include unauthorized access to systems, networks, or devices; infection from computer viruses or other malicious software code; and attacks that shut down, disable, slow, or otherwise disrupt operations, business processes, or website access or functionality. Cybersecurity breaches may cause disruptions and impact the Funds' business operations, potentially resulting in financial losses; interference with each Fund's ability to calculate their NAV; impediments to trading; the inability of the Funds, the Advisor, the Sub-Advisor, and other service providers to transact business; violations of applicable privacy and other laws; regulatory fines, penalties, reputational damage, reimbursement or other compensation costs, or additional compliance costs; as well as the inadvertent release of confidential information.

Similar adverse consequences could result from cybersecurity breaches affecting issuers of securities in which each Fund invests; counterparties with which each Fund engages in transactions; governmental and other regulatory authorities; exchange and other financial market operators, banks, brokers, dealers, insurance companies, and other financial institutions (including financial intermediaries and service providers for each Fund's shareholders); and other parties. In addition, substantial costs may be incurred by these entities in order to prevent any cybersecurity breaches in the future.

MANAGEMENT OF THE FUNDS

The Advisor and Sub-Advisor

Liberty Street Advisors, Inc., a New York corporation which maintains its principal office at 100 Wall Street, 20th Floor, New York, NY 10005, acts as the investment advisor to the Funds pursuant to an investment advisory agreement (the "Advisory Agreement"). The Advisor is an investment advisor registered with the SEC. As the Funds' investment advisor, Liberty Street Advisors, Inc. provides investment advisory services to the Funds, including: (i) designing a Fund's initial investment policies and developing evolutionary changes to such policies as appropriate for presentation to the Board; (ii) providing overall supervision for the general investment management operations of a Fund; (iii) monitoring and supervising the activities of the Sub-Advisor, and (iv) providing related administrative services. As of August 31, 2021, the Advisor had approximately \$1.68 billion in assets under management.

Pursuant to the Advisory Agreement, each Fund pays the Advisor an annual advisory fee, as listed below, of each Fund's average daily net assets for the services and facilities it provides, payable on a monthly basis.

Fund Name	Contractual Management Fee to Advisor
Securian AM Real Asset Income Fund	0.75%
Securian AM Balanced Stabilization Fund	0.70%
Securian AM Equity Stabilization Fund	0.70%

For the fiscal year ended August 31, 2021, the Advisor received the following advisory fees from each Fund, after waiving fees pursuant to its expense limitation agreement with each Fund:

Fund Name	Advisory Fees Received
Securian AM Real Asset Income Fund	0.50%
Securian AM Balanced Stabilization Fund	0.50%
Securian AM Equity Stabilization Fund	0.00%

Pursuant to a sub-advisory agreement, the Advisor pays a portion of its advisory fee to the Sub-Advisor. The Funds' SAI provides additional information about the fees paid to the Advisor and the Sub-Advisor.

The Funds' Sub-Advisor, Securian Asset Management, Inc., with its principal office at 400 Robert Street North, St. Paul, Minnesota 55101, is registered as an investment advisor with the SEC, and is responsible for the day-to-day management of each Fund's portfolio, selection of each Fund's portfolio investments and supervision of its portfolio transactions subject to the general oversight of the Board and the Advisor. The Sub-Advisor provides investment advisory services to institutions, including mutual funds. The Sub-Advisor, founded in 1984, is a subsidiary of Securian Financial Group, Inc. The Sub-Advisor services corporations, endowments and foundations, government entities, insurance companies, pension funds and retirement plan sponsors. As of August 31, 2021, the Sub-Advisor had approximately \$55 billion in assets under management.

A discussion regarding the basis for the Board's approval of the Advisory Agreement and Sub-Advisory Agreement will be included in the Funds' Semi-Annual Report to shareholders for the period ended February 28, 2022.

Portfolio Managers

Real Asset Income Fund

Joseph R. Betlej, CFA, Lowell R. Bolken, CFA and Craig M. Stapleton, CFA are jointly and primary responsible for the day-to-day management of the Real Asset Income Fund's portfolio.

Joseph R. Betlej, CFA: Mr. Betlej serves as Vice President and Portfolio Manager of Securian Asset Management, Inc. Mr. Betlej joined Securian Asset Management, Inc. in 1987 and started in the industry in 1984. He has served as Vice President and Portfolio Manager for the firm since 1996, and as a portfolio manager for the Fund since its inception in 2012. Mr. Betlej holds a MS degree in Real Estate Appraisal and Investment Analysis from the University of Wisconsin and a BA in Architecture from the University of Minnesota.

Lowell R. Bolken, CFA: Mr. Bolken serves as Vice President and Portfolio Manager of Securian Asset Management, Inc. Mr. Bolken joined Securian Asset Management, Inc. in 2005 and started in the industry in 1989. He has served as Vice President and Portfolio Manager for the firm since 2010, as a portfolio manager for the Fund since its inception in 2012. Mr. Bolken holds an MBA in Real Estate and Financial Markets from Columbia Business School and a BA in Computer Science from the University of North Dakota.

Craig M. Stapleton, CFA: Mr. Stapleton serves as Senior Vice President and Portfolio Manager of Securian Asset Management, Inc. Mr. Stapleton joined Securian Asset Management, Inc. in 2005 and started in the industry in 2002. He has served as Senior Vice President and Portfolio Manager for the firm since 2018, and as Vice President and Portfolio Manager for the Fund since its inception in 2012. Mr. Stapleton holds an MBA in Finance as well as a BS in Computer Engineering from the University of Illinois.

Balanced Stabilization Fund and Equity Stabilization Fund

Craig M. Stapleton, CFA, Jeremy Gogos, Ph.D., CFA and Merlin L. Erickson are jointly and primary responsible for the day-to-day management of the Balanced Stabilization Fund's and the Equity Stabilization Fund's portfolios:

Craig M. Stapleton, CFA: Information on Mr. Stapleton's background can be found under the "Real Asset Income Fund" above.

Jeremy Gogos, Ph.D., CFA: Mr. Gogos serves as Vice President and Portfolio Manager of Securian Asset Management, Inc. Mr. Gogos joined Securian Asset Management, Inc. in 2013 when he also started in the industry. He has served as Vice President and Portfolio manager for the firm since 2018 and was previously Vice President and Associate Portfolio Manager on the Fund since 2017. Prior to 2017, Mr. Gogos was a Quantitative Analyst at the firm. Mr. Gogos earned his Ph.D. in Physics from the University of Minnesota as well as a BS in Physics from Worcester Polytechnic Institute.

Merlin L. Erickson: Mr. Erickson serves as Vice President and Portfolio Manager of Securian Asset Management, Inc. Mr. Erickson joined Securian Asset Management, Inc. in 2007 and started in the industry in 1993. He has served as Vice President and Portfolio Manager for the firm since 2018 and as Portfolio Manager for the Fund since 2017. He previously as Vice President and Senior Quantitative Analyst since 2007. Mr. Erickson holds an MBA in Finance from Seattle University and a BS in Mathematics from Central Washington University.

The SAI provides additional information about the portfolio managers' method of compensation, other accounts managed by the portfolio managers and the portfolio managers' ownership of Fund securities.

Fund Expenses

Each Fund is responsible for its own operating expenses (all of which will be borne directly or indirectly by the Fund's shareholders), including among others, legal fees and expenses of counsel to the Funds and the Funds' independent trustees; insurance (including trustees' and officers' errors and omissions insurance); auditing and accounting expenses; taxes and governmental fees; listing fees; fees and expenses of the Funds' custodians, administrators, transfer agents, registrars and other service providers; expenses for portfolio pricing services by a pricing agent, if any; expenses in connection with the issuance and offering of shares; brokerage commissions and other costs of acquiring or disposing of any portfolio holding of a Fund; and any litigation expenses.

The Advisor has contractually agreed to waive its fees and/or pay for operating expenses of each Fund to ensure that the total annual fund operating expenses (excluding any taxes, leverage interest, brokerage commissions, dividend and interest expenses on short sales, acquired fund fees and expenses as determined in accordance with Form N-1A, expenses incurred in connection with any merger or reorganization, and extraordinary expenses such as litigation expenses) do not exceed the percentage of the average daily net assets of Class A Shares and Institutional Class Shares as set forth in the table below.

Fund	Expense Limitation as percent of average daily net assets	
	Class A Shares	Institutional Class Shares
Real Asset Income Fund	1.20%	0.95%
Balanced Stabilization Fund	1.20%	0.95%
Equity Stabilization Fund	1.20%	0.95%

Class A Shares are not currently available for purchase. This expense limitation agreement is in effect until December 31, 2023, and it may be terminated before that date only by the Trust's Board of Trustees.

Any reduction in advisory fees or payment of a Fund's expenses made by the Advisor in a fiscal year may be reimbursed by the Fund for a period ending three full fiscal years after the date of reduction or payment if the

Advisor so requests. This reimbursement may be requested from a Fund if the reimbursement will not cause the Fund's annual expense ratio to exceed the lesser of (a) the expense limitation in effect at the time such fees were waived or payments made, or (b) the expense limitation in effect at the time of the reimbursement. However, the reimbursement amount may not exceed the total amount of fees waived and/or Fund expenses paid by the Advisor and will not include any amounts previously reimbursed to the Advisor by a Fund. Any such reimbursement is contingent upon the Board's subsequent review of the reimbursed amounts. A Fund must pay current ordinary operating expenses before the Advisor is entitled to any reimbursement of fees and/or Fund expenses.

DISTRIBUTION AND SHAREHOLDER SERVICE PLAN

Distribution and Service (Rule 12b-1) Fees (For Class A Shares)

The Trust has adopted a plan on behalf of each Fund pursuant to Rule 12b-1 of the 1940 Act (the "12b-1 Plan") which allows the Fund to pay distribution fees for the sale and distribution of its Class A Shares and/or shareholder liaison service fees in connection with the provision of personal services to shareholders of Class A Shares and the maintenance of shareholder accounts.

Foreside Fund Services, LLC, the Funds' principal underwriter (the "Distributor"), acts as the Funds' distributor in connection with the offering of each Fund's shares. The Distributor may enter into arrangements with banks, broker-dealers and other financial institutions through which investors may purchase or redeem shares.

The Distributor is not affiliated with the Advisor, Sub-Advisor, or their affiliates.

For Class A Shares, the maximum annual fee payable to the Distributor for such distribution and/or shareholder liaison services is 0.25% of the average daily net assets of such shares. Since these fees are paid out of each Fund's assets attributable to the Fund's Class A Shares, these fees will increase the cost of your investment and, over time, may cost you more than paying other types of sales charges. The net income attributable to Class A Shares will be reduced by the amount of distribution and service fees and other expenses of a Fund associated with that respective class of shares. The Distributor may pay any or all amounts received under the Rule 12b-1 Plan to other persons for any distribution or administrative services provided by such persons to a Fund. Payments under the 12b-1 Plan are not tied exclusively to expenses actually incurred by the Distributor or others and the payments may exceed or be less than the amount of expenses actually incurred.

Institutional Class Shares are not subject to any distribution fees under the 12b-1 Plan.

To assist investors in comparing classes of shares, the table under the Prospectus heading "Fees and Expenses of the Fund" provides a summary of expenses and an example of the expenses of each Fund applicable to each class of shares offered in this Prospectus.

Shareholder Service Fee

Each Fund may pay a fee at an annual rate of up to 0.15% of its average daily net assets to shareholder servicing agents. Shareholder servicing agents provide non-distribution administrative and support services to their customers, which may include establishing and maintaining accounts and records relating to shareholders, processing dividend and distribution payments from the Funds on behalf of shareholders, forwarding communications from the Fund, providing sub-accounting with respect to Fund shares, and other similar services.

Additional Payments to Broker-Dealers and Other Financial Intermediaries

The Advisor or the Sub-Advisor may pay service fees to intermediaries such as banks, broker-dealers, financial advisors or other financial institutions, some of which may be affiliates, for sub-administration, sub-transfer agency and other shareholder services associated with shareholders whose shares are held of record in omnibus accounts, other group accounts or accounts traded through registered securities clearing agents.

The Advisor or the Sub-Advisor, out of its own resources, and without additional cost to the Funds or their shareholders, may provide additional cash payments to broker-dealers or intermediaries that sell shares of the Funds. These additional cash payments are generally made to intermediaries that provide shareholder servicing,

marketing support and/or access to sales meetings, sales representatives and management representatives of the intermediary. The Advisor or the Sub-Advisor may provide cash payments for inclusion of the Funds on a sales list, including a preferred or select sales list, or in other sales programs, or may pay an expense reimbursement in cases where the intermediary provides shareholder services to the Funds' shareholders. The Advisor or the Sub-Advisor may also pay cash compensation in the form of finder's fees that vary depending on the dollar amount of the shares sold. In addition, the Advisor's broker-dealer affiliate may provide non-cash compensation to these intermediaries or their representatives. Such cash and non-cash compensation may create a conflict of interest by influencing the broker-dealer or other intermediary and your financial advisor to recommend a Fund over another investment. Investors may wish to take these payments into account when considering and evaluating recommendations to purchase shares of a Fund. Ask your financial advisor or visit your financial intermediary's website for more information.

Although a financial intermediary that sells Fund shares may also act as a broker or dealer in connection with the purchase or sale of portfolio securities by a Fund or other funds advised by the Advisor, neither the Advisor, the Sub-Advisor nor any advisory affiliate considers a financial intermediary's sales of shares of a Fund or other funds advised by the Advisor when choosing brokers or dealers to effect portfolio transactions for a Fund or other funds advised by the Advisor.

PURCHASE OF SHARES

General

This Prospectus offers two classes of shares of each Fund, designated as Class A Shares and Institutional Class Shares. Currently, the Class A Shares are not available for purchase.

- Class A Shares generally incur sales loads at the time of purchase and annual distribution/service fees.
- Institutional Class Shares incur no sales loads or distribution/service fees.

By offering two classes of shares, a Fund permits each investor to choose the class of shares that is most beneficial given the type of investor, the amount to be invested and the length of time the investor expects to hold the shares. As described more fully below, each class of shares offers a distinct structure of sales loads, distribution fees and service fees and other features that are designed to address the needs of a variety of investors.

Before you invest, you should compare the features of each share class, so that you can choose the class that is right for you. When selecting a share class, you should consider the following:

- which shares classes are available to you;
- how long you expect to own your shares;
- how much you intend to invest;
- total costs and expenses associated with a particular share class; and
- whether you qualify for any reduction or waiver of sales charges.

Each class of shares generally has the same rights, except for the differing sales loads, distribution fees, service fees, any related expenses associated with each class of shares, and the exclusive voting rights by each class with respect to any distribution plan or service plan for such class of shares.

To the extent allowed by applicable law, each Fund reserves the right to discontinue offering shares at any time or to cease operating entirely.

YOUR ACCOUNT WITH THE FUNDS

Share Price

The offering price of each class of a Fund's shares is the net asset value per share ("NAV") of that class (plus sales charges, as applicable). The differences among the classes' NAVs reflect the daily expense accruals of the distribution fees applicable to Class A Shares.

Each Fund's NAVs are calculated as of 4:00 p.m. Eastern Time, the normal close of regular trading on the NYSE, on each day the NYSE is open for trading. If for example, the NYSE closes at 1:00 p.m. New York time, the Fund's NAVs would still be determined as of 4:00 p.m. New York time. In this example, portfolio securities traded on the NYSE would be valued at their closing prices unless the Trust's Valuation Committee determines that a "fair value" adjustment is appropriate due to subsequent events. Each Fund's NAV for each class is determined by dividing the value of the Fund's portfolio securities, cash and other assets (including accrued interest) allocable to such class, less all liabilities (including accrued expenses) allocable to such class by the total number of outstanding shares of such class. A Fund's NAVs may be calculated earlier if permitted by the SEC. The NYSE is closed on weekends and most U.S. national holidays. However, foreign securities listed primarily on non-U.S. markets may trade on weekends or other days on which a Fund does not value its shares, which may significantly affect the Fund's NAVs on days when you are not able to buy or sell Fund shares.

The Funds value equity securities at the last reported sale price on the principal exchange or in the principal over-the-counter ("OTC") market in which such securities are trading, as of the close of regular trading on the NYSE on the day the securities are being valued or, if there are no sales, at the mean of the most recent bid and asked prices. Equity securities that are traded on NASDAQ are valued at the NASDAQ Official Closing Price produced by NASDAQ each business day. Debt securities are valued at the mean between the last available bid and asked prices for such securities or, if such prices are not available, at fair value considering prices for securities of comparable maturity, quality, and type. The Funds value exchange-traded options at the last sales price, or, if no last sales price is available, at the last bid price.

The Funds value securities for which market quotations are not readily available, including restricted securities, by methods approved by the Board of Trustees and that the Board believes accurately reflect fair value. Securities will be valued at fair value when market quotations are not readily available or are deemed unreliable, such as when a security's value or a meaningful portion of a Fund's portfolio is believed to have been materially affected by a significant event. Such events may include a natural disaster, an economic event like a bankruptcy filing, a trading halt in a security, an unscheduled early market close or a substantial fluctuation in domestic and foreign markets that has occurred between the close of the exchange on which the security principally trades and the close of the NYSE. In such a case, a Fund's value for a security could be different from the last quoted market price. In addition, due to the subjective and variable nature of fair market value pricing, it is possible that the value determined for a particular asset may be materially different from the value realized upon such asset's sale.

Pricing services generally value debt securities assuming orderly transactions of an institutional round lot size, but such securities may be held or transactions may be conducted in such securities in smaller, odd lot sizes. Odd lots often trade at lower prices than institutional round lots.

The price at which a purchase or redemption is effected is based on the next calculation of NAV after the order is placed, as described above. Such calculation does not take place contemporaneously with the determination of the prices of certain foreign portfolio securities used in such calculation.

NYSE Holiday Schedule. The NYSE is open every weekday, Monday through Friday, except when the following holidays are celebrated: New Year's Day, Martin Luther King, Jr. Day (the third Monday in January), President's Day (the third Monday in February), Good Friday, Memorial Day (the last Monday in May), Juneteenth National Independence Day, Independence Day, Labor Day (the first Monday in September), Thanksgiving Day (the fourth Thursday in November) and Christmas Day. Exchange holiday schedules are subject to change without notice. The NYSE may close early on the day before each of these holidays and the day after Thanksgiving Day.

Transactions through Third Parties. Certain financial institutions may be appointed as agents for or authorized by a Fund to accept on its behalf purchase and redemption requests that are received in good order. Subject to Fund approval, certain of these companies may be authorized to designate other entities to accept purchase and redemption orders on behalf of a Fund. A purchase or redemption order placed with a financial institution or its authorized agent is treated as if such orders were placed directly with a Fund, and will be deemed to have been received by the Fund when the financial institution or its authorized agent receives such order. If you invest through a broker or other financial institution, the policies of and fees charged by that institution may be in addition

to those of a Fund as described in this Prospectus. These financial institutions may charge transaction fees and may set different minimum investments or limitations on buying or selling shares. These institutions may also provide you with certain shareholder services such as periodic account statements and trade confirmations summarizing your investment activity. Consult a representative of your financial institution for more information.

A Fund may enter into arrangements with financial institutions through which investors may purchase or redeem Fund shares. The Advisor or the Sub-Advisor may, at its own expense, compensate the financial institutions in connection with the sale or expected sale of Fund shares and it may sponsor various educational activities held by the financial institutions. Certain financial institutions may provide administrative services (such as sub-transfer agency, record-keeping or shareholder communications services) to investors purchasing shares of a Fund through such companies. The Advisor or the Sub-Advisor may pay fees to these financial institutions for their services. The Advisor or the Sub-Advisor may also compensate a financial institution for providing certain marketing support services, including finder's fees, third party marketing services, business planning assistance, advertising, educating personnel of the financial institution about a Fund and shareholder financial planning needs, providing placement on the financial institution's list of offered funds, counseling on the preparation of sales material and presentations and access to sales meetings, and arranging access to sales representatives and management representatives of the financial institution. Such payments may create an incentive for the financial institutions to recommend that you purchase Fund shares.

Anti-Money Laundering Program. Customer identification and verification are part of the Trust's overall obligation to deter money laundering under Federal law. The Trust has adopted an Anti-Money Laundering Program designed to prevent the Funds from being used for money laundering or the financing of terrorist activities. In this regard, each Fund reserves the right, to the extent permitted by law, to: (i) refuse, cancel or rescind any purchase or exchange order; (ii) freeze any account and/or suspend account services; or (iii) involuntarily close your account in cases of threatening conduct or suspected fraudulent or illegal activity. These actions will be taken when, in the sole discretion of Trust management, they are deemed to be in the best interest of each Fund or in cases when a Fund is requested or compelled to do so by governmental or law enforcement authority. If an order is rescinded or your account is liquidated due to perceived threatening conduct or suspected fraudulent or illegal activity, you will not be able to recoup any sales charges assessed. If your account is closed at the request of governmental or law enforcement authority, you may not receive proceeds of the redemption if a Fund is required to withhold such proceeds.

How To Buy Shares

How to Make Payments. Unless purchased through a third-party financial institution, all investments must be made by check, ACH, or wire. All checks must be payable in U.S. Dollars and drawn on U.S. financial institutions. The Funds do not accept purchases made by cash.

Checks. For all accounts, the check must be made payable on its face to "*Liberty Street Funds.*"

Regular Mail:	Overnight Delivery:
Liberty Street Funds	Liberty Street Funds
P.O. Box 2175	235 W. Galena Street
Milwaukee, WI 53201-2175	Milwaukee, WI 53212

To prevent check fraud, a Fund will not accept Treasury checks, credit card checks, traveler's checks, starter checks, money orders, bank drafts, third party check or cashier's checks for the purchase of shares. A Fund is unable to accept post-dated checks, post-dated on-line bill pay checks, or any conditional order or payment.

The Funds do not consider the U.S. Postal Service or other independent delivery services to be its agents.

ACH. ACH refers to the "Automated Clearing House" system maintained by the Federal Reserve Bank, which allows banks to process checks, transfer funds and perform other tasks. Your financial institution may charge you a fee for this service.

Wires. Instruct your financial institution with whom you have an account to make a Federal Funds wire payment to us. Your financial institution may charge you a fee for this service. Please contact UMB Fund Services, Inc. (the “Transfer Agent”) at 1-800-207-7108 for wire instructions.

Each Fund reserves the right to refuse, change, discontinue, or temporarily suspend account services, including purchase or telephone redemption privileges (if redemption by telephone is not available, you may send your redemption order to a Fund via regular or overnight delivery), for any reason, particularly when requests could adversely affect the Fund or its operations.

The Transfer Agent will charge a fee against a shareholder’s account, in addition to any loss sustained by a Fund, for any payment that is returned. It is the policy of the Funds not to accept applications under certain circumstances or in amounts considered disadvantageous to shareholders. Each Fund reserves the right to reject any application.

A Medallion signature guarantee must be obtained in those instances that require that a signature is guaranteed.

Minimum Investments. Each Fund accepts investments in the following minimum amounts:

	Minimum Initial Investment	Minimum Additional Investment
Class A Shares		
Direct Regular Accounts	\$2,500	\$100
Traditional and Roth IRA Accounts	\$2,500	\$100
Accounts with Automatic Investment Plans	\$2,500	\$100
Qualified Retirement Plans	\$2,500	\$100
Institutional Class Shares		
All Accounts*	\$100,000	\$1,000

No initial or subsequent investment minimum is required for accounts maintained by financial institutions for the benefit of their clients who purchase shares through investment programs such as employee benefit plans like 401(k) retirement plans. In addition, for financial institutions, including registered investment advisors, making investments for a group of clients, the initial or subsequent investment minimum can be met through an aggregated purchase order for more than one client. The minimum for the Institutional Class Shares is waived for purchases pursuant to asset allocation programs, wrap fee programs, and other investment programs offered by financial institutions, including registered investment advisors, in which investment decisions are made on a discretionary basis by investment professionals. No initial or subsequent investment minimum is required for Trustees or officers of the Trust, directors, officers and employees of the Advisor, the Sub-Advisor or the Distributor or any of their affiliates, or the spouse, life-partner, parent, child, sibling or other close family member of any such person, any trust or individual retirement account or self-employed retirement plan for the benefit of any such person, or the estate of any such person. Each Fund reserves the right to waive minimum investment amounts, if deemed appropriate by the Trust’s officers.

In addition, Institutional Class Shares may also be available on certain brokerage platforms of firms that have agreements with the Funds to offer such shares when acting solely on an agency basis for the purchase or sale of such shares. If you transact in Institutional Class Shares through one of these programs, the minimum is waived and you may be required to pay a commission and/or other forms of compensation to the broker. A list of these brokerage platforms can be found in **Appendix A - Waivers and Discounts Available from Intermediaries and Conversion Policies**.

Shares of a Fund may be purchased by check, by wire transfer of funds via a bank or through an approved financial intermediary (i.e., a supermarket, investment advisor, financial planner or consultant, broker, dealer or other investment professional and their agents) authorized by the Fund to receive purchase orders. Financial intermediaries may provide varying arrangements for their clients to purchase and redeem shares, which may include different sales charges as described in this Prospectus, additional fees and different investment minimums.

In addition, from time to time, a financial intermediary may modify or waive its initial and subsequent investment minimums. Your financial intermediary may receive different compensation for selling Class A Shares due to different sales charges among the share classes. Please see sections titled “**Class A Shares – Sales Charge Schedule**”, and “**Appendix A – Waivers and Discounts Available from Intermediaries and Conversion Policies**” of the Prospectus. The share classes your financial intermediary sells may depend on, among other things, the type of investor account and the policies, procedures and practices adopted by your financial intermediary. You should review those arrangements with your financial intermediary.

Account Requirements

Type of Account	Requirement
<i>Individual, Sole Proprietorship and Joint Accounts</i> Individual accounts and sole proprietorship accounts are owned by one person. Joint accounts have two or more owners (tenants).	<ul style="list-style-type: none"> • Instructions must be signed by all persons required to sign exactly as their names appear on the account. • Provide a power of attorney or similar document for each person that is authorized to open or transact business for the account if not a named account owner.
<i>Gifts or Transfers to a Minor (UGMA, UTMA)</i> These custodial accounts provide a way to give money to a child and obtain tax benefits.	<ul style="list-style-type: none"> • Depending on state laws, you can set up a custodial account under the UGMA or the UTMA. • The custodian must sign instructions in a manner indicating custodial capacity.
<i>Business Entities</i>	<ul style="list-style-type: none"> • Provide certified articles of incorporation, a government-issued business license or certificate, partnership agreement or similar document evidencing the identity and existence of the business entity. • Submit a secretary’s (or similar) certificate listing the person(s) authorized to open or transact business for the account.
<i>Trusts (including corporate pension plans)</i>	<ul style="list-style-type: none"> • The trust must be established before an account can be opened. • Provide the first and signature pages from the trust document identifying the trustees. • Provide a power of attorney or similar document for each person that is authorized to open or transact business in the account if not a trustee of the trust.

Account Application and Customer Identity Verification. To help the government fight the funding of terrorism and money laundering activities, federal law requires all financial institutions to obtain, verify, and record information that identifies each person who opens an account.

When you open an account, you will be asked for your name, date of birth (for a natural person), your residential address or principal place of business, and mailing address, if different, as well as your Social Security Number or Taxpayer Identification Number. Additional information is required for corporations, partnerships and other entities, including the name, residential address, date of birth and Social Security Number of the underlying beneficial owners and authorized control persons of entity owners. If you do not supply the required information, a Fund will attempt to contact you or, if applicable, your financial advisor. If a Fund cannot obtain the required information within a timeframe established in our sole discretion, your application will be rejected.

When your application is in proper form and includes all required information, your application will normally be accepted and your order will be processed at the NAV next calculated after receipt of your application in proper form. If your application is accepted, a Fund will then attempt to verify your identity using the information you have supplied and other information about you that is available from third parties, including information available in public and private databases such as consumer reports from credit reporting agencies.

A Fund will try to verify your identity within a timeframe established in its sole discretion. If a Fund cannot do so, the Fund reserves the right to close your account at the NAV next calculated after the Fund decides to close your account and to remit proceeds to you via check, but only if your original check clears the bank.

If your account is closed, you may be subject to a gain or loss on Fund shares and will be subject to any related taxes and will not be able to recoup any sales charges assessed.

A Fund may reject your application under the Trust's Anti-Money Laundering Program. Under this program, your money may not be returned to you if your account is closed at the request of governmental or law enforcement authorities.

Limitations on Frequent Purchases and Redemptions. The Board has adopted policies and procedures with respect to frequent purchases and redemptions of Fund shares by Fund shareholders. It is the Funds' policy to discourage short-term trading. Frequent trading in a Fund such as trades seeking short-term profits from market momentum and other timing strategies may interfere with the management of each Fund's portfolio and result in increased administrative and brokerage costs and a potential dilution in the value of Fund shares. As money is moved in and out, a Fund may incur expenses buying and selling portfolio securities and these expenses are borne by Fund shareholders. The Funds do not permit market timing and do not accommodate frequent purchases or redemptions. In addition, a Fund may take action, which may include using its best efforts to restrict a shareholder from making additional purchases in the Fund, if that shareholder has engaged in four or more "round trips" in the Fund within a one-year period.

Each Fund focuses on identifying frequent redemption transactions which may be harmful to the Fund or its shareholders. These transactions are analyzed for offsetting purchases within a pre-determined period of time. If frequent trading trends are detected, an appropriate course of action is taken. Each Fund reserves the right to cancel, restrict, or reject without any prior notice, any purchase order, including transactions representing excessive trading, transactions that may be disruptive to the management of a Fund's portfolio, and purchase orders not accompanied by payment.

Because a Fund receives purchase and sale orders through financial intermediaries that use omnibus or retirement accounts, the Fund cannot always detect frequent purchases and redemptions. As a consequence, a Fund's ability to monitor and discourage abusive trading practices in such accounts may be limited.

Policy on Prohibition of Foreign Shareholders. A Fund requires that all shareholders must be a U.S. citizen residing in the United States or a U.S. Territory or a resident alien residing in the United States or a U.S. Territory, and they must also have a valid U.S. Taxpayer Identification Number to open an account with the Fund.

Investment Procedures

To contact the Funds, please call 1-800-207-7108.

How to Open an Account	How to Add to Your Account
<p><i>Through a Financial Advisor</i> Contact your advisor using the method that is most convenient for you.</p>	<p><i>Through a Financial Advisor</i> <ul style="list-style-type: none"> • Contact your advisor using the method that is most convenient for you. </p>
<p><i>By Check</i></p> <ul style="list-style-type: none"> • Call or write us for an account application, or visit www.libertystreetfunds.com. • Complete the application (and other required documents). • Mail us your application (and other required documents) and a check. <p>Regular Mail: Liberty Street Funds P.O. Box 2175 Milwaukee, WI 53201-2175</p> <p>Overnight Delivery: Liberty Street Funds 235 W. Galena Street Milwaukee, WI 53212</p>	<p><i>By Check</i></p> <ul style="list-style-type: none"> • Fill out an investment slip from a confirmation or write us a letter. • Write your account number on your check. • Mail us the slip (or your letter) and the check.
<p><i>The Funds do not consider the U.S. Postal Service or other independent delivery services to be its agents.</i></p>	
<p><i>By Wire</i></p> <ul style="list-style-type: none"> • Call or write us for an account application or visit www.libertystreetfunds.com. • Complete the application (and other required documents). • Call us to fax the completed application (and other required documents) and we will assign you an account number. • Mail us your original application (and other required documents). • Instruct your financial institution to wire your money to us. 	<p><i>By Wire</i></p> <ul style="list-style-type: none"> • Call to notify us of your incoming wire. • Instruct your financial institution to wire your money to us.
	<p><i>By ACH Payment (For Systematic Investments)</i></p> <ul style="list-style-type: none"> • Complete the systematic investment section of the application. • Attach a voided check to your application. • Mail us the completed application and voided check. • We will electronically debit the purchase amount from the financial institution account identified on your account application.

Automatic Investment Plan. If you intend to use the Automatic Investment Plan ("AIP"), you may open your account with the initial minimum investment amount. Once an account has been opened, you may make additional investments in a Fund at regular intervals through the AIP. If elected on your account application, funds can be automatically transferred from your checking or savings account on the 5th, 10th, 15th, 20th or 25th of each month. In order to participate in the AIP, each additional subscription must be at least \$100 for Class A Shares, at least \$100,000 for Institutional Class shares, and your financial institution must be a member of the Automated Clearing House ("ACH") network. The first AIP purchase will be made 15 days after the Transfer Agent receives your request in good order. The Transfer Agent will charge a \$25 fee for any ACH payment that is rejected by your bank. Your AIP will be terminated if two successive mailings we send to you are returned by the U.S. Postal Service as undeliverable. You may terminate your participation in the AIP at any time by notifying the Transfer Agent at 1-

800-207-7108 at least five days prior to the date of the next AIP transfer. A Fund may modify or terminate the AIP at any time without notice.

Canceled or Failed Payments. The Funds accept checks and ACH transfers at full value subject to collection. If a Fund does not receive your payment for shares or you pay with a check or ACH transfer that does not clear, your purchase will be canceled. You will be responsible for any losses or expenses incurred by a Fund or the Transfer Agent, and the Fund may redeem shares you own in the account (or another identically registered account that you maintain with the Transfer Agent) as reimbursement. A \$25 fee will be imposed for any returned checks/ACH transactions. A Fund and its agents have the right to reject or cancel any purchase due to nonpayment.

Selling Shares

You may redeem shares of a Fund at a price equal to the NAV next determined after the Transfer Agent and/or authorized agent receives your redemption request in good order. Generally, your redemption request cannot be processed on days the NYSE is closed. All requests received in good order by the Transfer Agent and/or authorized agent before the close of the regular trading session of the NYSE (generally, 4:00 p.m. Eastern Time) will usually be sent to the bank you indicate or mailed or wired, as applicable, on the following business day to the address, or pursuant to the wiring instructions, on record. Except as specified below, a Fund will process your redemption request and send your proceeds within seven calendar days after the Fund receives your redemption request.

If you purchase shares using a check and request a redemption before the check has cleared, a Fund may postpone payment of your redemption proceeds up to 15 calendar days while the Fund waits for the check to clear. Furthermore, there are certain times when you may be unable to sell Fund shares or receive proceeds. Specifically, a Fund may suspend the right to redeem shares or postpone the date of payment upon redemption for more than seven calendar days: (1) for any period during which the NYSE is closed (other than customary weekend or holiday closings) or trading on the NYSE is restricted; (2) for any period during which an emergency exists affecting the sale of a Fund's securities or making such sale or the fair determination of the value of the Fund's net assets not reasonably practicable; or (3) for such other periods as the SEC may permit for the protection of a Fund's shareholders.

When redeeming Fund shares, checks sent via overnight delivery are subject to a \$25 charge (additional charges for Saturday delivery may apply). There is a \$15 annual maintenance fee charged on retirement accounts. If the retirement account is closed prior to the annual maintenance fee being charged, the \$15 maintenance fee will be charged upon full redemption.

How to Sell Shares from Your Account	
<i>Through a Financial Advisor</i>	
<ul style="list-style-type: none"> • Contact your advisor by the method that is most convenient for you. 	
<i>By Mail</i>	
<ul style="list-style-type: none"> • Prepare a written request including: <ul style="list-style-type: none"> • Your name(s) and signature(s) of all account owners • Your account number • The Fund name and class • The dollar amount or number of shares you want to sell • How and where to send the redemption proceeds • Obtain a Medallion signature guarantee (if required). • Obtain other documentation (if required). • Mail us your request and documentation. 	
Regular Mail: Liberty Street Funds P.O. Box 2175 Milwaukee, WI 53201-2175	Overnight Delivery: Liberty Street Funds 235 West Galena Street Milwaukee, WI 53212
<i>The Funds do not consider the U.S. Postal Service or other independent delivery services to be its agents.</i>	

By Wire or ACH

- Wire or ACH redemptions are only available if your redemption is for \$5,000 (except for systematic withdrawals) or more and you did not decline wire or ACH redemption privileges on your account application.
- Call us with your request (unless you declined telephone redemption privileges on your account application) (See “By Telephone”) *or*
- Mail us your request (See “By Mail”).

By Telephone

- Call us with your request (unless you declined telephone redemption privileges on your account application).
- Provide the following information:
 - Your account number
 - Exact name(s) in which the account is registered
 - Additional form of identification
- Redemption proceeds will be:
 - Mailed to you *or*
 - Electronically credited to your account at the financial institution identified on your account application.

Systematically

- Complete the systematic withdrawal section of the application.
- Attach a voided check to your application.
- Mail us your completed application signed by all account owners.
- Redemption proceeds will be:
 - Mailed to you *or*
 - Electronically credited to your account at the financial institution identified on your account application

Wire or ACH Redemption Privileges. You may redeem your shares by wire or ACH unless you declined wire or ACH redemption privileges on your account application. The minimum amount that may be redeemed by wire is \$5,000, except for systematic withdrawals.

Telephone Redemption Privileges. You may redeem your shares by telephone unless you declined telephone redemption privileges on your account application. You may be responsible for any unauthorized telephone order as long as the transfer agent takes reasonable measures to verify that the order is genuine. Telephone redemption orders may be difficult to complete during periods of significant economic or market activity. If you are not able to reach a Fund by telephone, you may send your redemption order to the Fund via regular or overnight delivery.

Systematic Withdrawal Plan. You may request that a predetermined dollar amount be sent to you on a monthly or quarterly basis. Your account must maintain a value of at least \$10,000 for you to be eligible to participate in the Systematic Withdrawal Plan (“SWP”). The minimum withdrawal amount is \$50. If you elect to receive redemptions through the SWP, a Fund will send a check to your address of record, or will send the payment via electronic funds transfer through the ACH network, directly to your bank account on record. You may request an application for the SWP by calling the Transfer Agent toll-free at 1-800-207-7108. A Fund may modify or terminate the SWP at any time. You may terminate your participation in the SWP by calling the Transfer Agent at least five business days before the next withdrawal.

Medallion Signature Guarantee Requirements. To protect you and the Funds against fraud, signatures on certain requests must have a “Medallion signature guarantee.” A Medallion signature guarantee verifies the authenticity of your signature. You can obtain a Medallion signature guarantee from most banking institutions or securities brokers, but not from a notary public. The transfer agent will need written instructions signed by all registered shareholders, with a Medallion signature guarantee for each shareholder, for any of the following (the following situations apply if you are requesting the transaction directly through a Fund):

- Written requests to redeem \$100,000 or more;

- Changes to a shareholder's record name;
- Redemptions from an account for which the address or account registration has changed within the last 30 days;
- Sending redemption and distribution proceeds to any person, address or financial institution account not on record;
- Sending redemption and distribution proceeds to an account with a different registration (name or ownership) from your account; or
- Adding or changing ACH or wire instructions, telephone redemption options or any other election in connection with your account.

The Transfer Agent reserves the right to require a Medallion signature guarantee on all redemptions.

Cost Basis Information. Federal tax law requires that regulated investment companies, such as the Funds report their shareholders' cost basis, gain/loss, and holding period to the IRS on the shareholders' Consolidated Form 1099s when "covered" shares of the regulated investment companies are sold. Covered shares are any shares acquired (including pursuant to a dividend reinvestment plan) on or after January 1, 2012.

The Funds have chosen "high cost" (the most expensive shares are redeemed first) as its standing (default) tax lot identification method for all shareholders, which means this is the method the Funds will use to determine which specific shares are deemed to be sold when there are multiple purchases on different dates at differing net asset values, and the entire position is not sold at one time. Each Fund's standing tax lot identification method is the method it will use to report the sale of covered shares on your Consolidated Form 1099 if you do not select a specific tax lot identification method. Redemptions are taxable and you may realize a gain or a loss upon redemption of your shares. Certain shareholders may be subject to backup withholding.

Subject to certain limitations, you may choose a method other than a Fund's standing method at the time of your purchase or upon the sale of covered shares. Please refer to the appropriate Treasury regulations or consult your tax advisor with regard to your personal circumstances.

Exchange Privileges

You may exchange Class A and Institutional Class shares of a Fund for shares of other funds managed by the Advisor, which are offered in separate prospectuses. The amount of the exchange must be equal to or greater than the required minimum initial investment (see "Minimum Investment" table), as stated in that fund's prospectus. You may realize either a gain or loss on those shares and will be responsible for paying any applicable taxes. If you exchange shares through a broker, the broker may charge you a transaction fee. If you are not using a broker, you may exchange shares by sending a written request to a Fund or by telephone. Be sure that your written request includes the dollar amount or number of shares to be exchanged, the name(s) on the account, the account number(s), and signed by all shareholders on the account. In order to limit expenses, a Fund reserves the right to limit the total number of exchanges you can make in any year. If a CDSC applies to your redemption of Fund shares, it will be waived for the transaction to exchange shares of a Fund for shares of another fund managed by the Advisor; however, the CDSC and the remaining time period for which the CDSC applies will carry to the other fund.

Small Accounts

If the value of your account falls below \$1,000 (excluding Qualified Retirement Accounts) with respect to Institutional Class Shares or \$500 (excluding Qualified Retirement Accounts or accounts with systematic investment plans) with respect to Class A Shares, a Fund may ask you to increase your balance. If, after 60 days, the account value is still below \$1,000 (excluding Qualified Retirement Accounts or accounts with systematic investment plans) for Institutional Shares or \$500 (excluding Qualified Retirement Accounts) for Class A Shares, a Fund may close your account if your balance falls below the Fund's minimum initial investment amount due to

your redemption activity. A Fund will not close your account if it falls below these amounts solely as a result of a reduction in your account's market value. There are no minimum balance requirements for Qualified Retirement Accounts.

In-Kind Purchases and Redemptions

Each Fund reserves the right to accept payment for shares in the form of securities that are permissible investments for the Fund. However, under unusual conditions that make the payment of cash unwise (and for the protection of a Fund's remaining shareholders), a Fund may pay all or part of a shareholder's redemption proceeds in liquid securities with a market value equal to the redemption price (known as redemption-in-kind). If a Fund redeems your shares in kind, you will bear any market risks associated with investment in these securities, and you will be responsible for the costs (including brokerage charges) of converting the securities to cash. In-kind purchases and redemptions are generally taxable events and may result in the recognition of gain or loss for federal income tax purposes. See the SAI for further information about the terms of these purchases and redemptions.

Conversion of Shares

Shareholder Requests. A share conversion is a transaction in which shares of one class of a Fund are exchanged for shares of another class of the Fund. Share conversions can occur between Class A and Institutional Class Shares of a Fund. In a conversion, a shareholder will receive shares of another class equal in number to the aggregate net asset value attributable to the shares of the current class held by the shareholder divided by the net asset value per share of the other class. Generally, a shareholder may request, or a financial intermediary through which a shareholder has invested in a Fund may request, a share conversion when a shareholder becomes eligible for another share class of a Fund or no longer meets the eligibility of the share class owned by the shareholder (and another class exists for which the shareholder would be eligible). Please note that a share conversion is generally a non-taxable event, but you should consult with your personal tax advisor on your particular circumstances. Please note, all share shareholder conversion requests must be approved by the Advisor.

A request for a share conversion will not be processed until it is received in "good order" (as defined above) by the Funds or your financial intermediary. To receive the NAV of the new class calculated that day, conversion requests must be received in good order by a Fund and approved by the Advisor before 4:00 p.m., Eastern Time. Please note that, because the NAV of each class of a Fund will generally vary from the NAVs of the other classes due to differences in expenses, you will receive a number of shares of the new class that is different from the number of shares that you held of the old class, but the total value of your holdings will remain the same.

The Funds' frequent trading policies will not be applicable to share conversions. If you hold your shares through a financial intermediary, please contact the financial intermediary for more information on share conversions. Please note that certain financial intermediaries may not permit all types of share conversions. A Fund reserves the right to terminate, suspend or modify the share conversion privilege for any shareholder or group of shareholders.

Mandatory Conversions. The Funds reserve the right to automatically convert shareholders from one class to another if they either no longer qualify as eligible for their existing class or if they become eligible for another class. Such mandatory conversions may be as a result of a change in value of an account due to market movements, exchanges or redemptions. For mandatory conversions, no sales load, fee or other charge will be imposed by a Fund. A Fund will notify or cause certain financial intermediaries to notify affected shareholders in writing prior to any mandatory conversion.

Additional Investments

Additional subscriptions in a Fund generally may be made by investing at least the minimum amount shown in the table on page 49. Exceptions may be made at a Fund's discretion. You may purchase additional shares of a Fund by sending a check together with the investment stub from your most recent account statement to the Fund at the applicable address listed in the table under the "How to Buy Shares" section of this Prospectus. Please ensure that you include your account number on the check. If you do not have the investment stub from your account statement, list your name, address and account number on a separate sheet of paper and include it with your check. You may also make additional investments in a Fund by wire transfer of funds or through an approved financial intermediary. The minimum additional investment amount is automatically waived for shares purchased by

Trustees of the Trust and current or retired directors and employees of the Advisor, the Sub-Advisor, and its affiliates. Please follow the procedures described in this Prospectus.

Dividend Reinvestment

You may reinvest dividends and capital gains distributions in shares of a Fund. Such shares are acquired at NAV (without a sales charge) on the applicable payable date of the dividend or capital gain distribution. Unless you instruct otherwise, dividends and distributions on Fund shares are automatically reinvested in shares of the same class of the Fund paying the dividend or distribution. This instruction may be made by writing to the Transfer Agent or by telephone by calling 1-800-207-7108. You may, on the account application form or prior to any declaration, instruct that dividends and/or capital gain distributions be paid in cash or be reinvested in a Fund at the next determined NAV. If you elect to receive dividends and/or capital gain distributions in cash and the U.S. Postal Service cannot deliver the check, or if a check remains outstanding for six months or more, a Fund reserves the right to reinvest the distribution check in your account at the Fund's current NAV and to reinvest all subsequent distributions.

Lost Accounts

The Transfer Agent may consider your account "lost" if correspondence to your address of record is returned as undeliverable on two consecutive occasions, unless the transfer agent determines your new address. When an account is "lost", all distributions on the account will be reinvested in additional Fund shares. In addition, the amount of any outstanding checks (unpaid for six months or more) or checks that have been returned to the Transfer Agent may be reinvested at the then-current NAV and the checks will be canceled. However, checks will not be reinvested into accounts with a zero balance, but may be held in an account for a period of time until the Transfer Agent locates you.

Please note that the value of your account may be transferred to the appropriate state if no activity occurs in the account within the time period specified by the state law.

Payment of Redemption Proceeds

You may redeem shares of a Fund at a price equal to the NAV next determined after the Transfer Agent and/or authorized agent receives your redemption request in good order. Generally your redemption request cannot be processed on days the NYSE is closed. Redemption proceeds for requests received in good order by the Transfer Agent and/or authorized agent before the close of the regular trading session of the NYSE (generally 4:00 p.m. Eastern Time) will usually be sent to the address of record or the bank you indicate, or wired using the wire instructions on record, on the following business day. Payment of redemption proceeds may take longer than typically expected, but will be sent within seven calendar days after a Fund receives your redemption request, except as specified below.

If you purchase shares using a check and request a redemption before the check has cleared, a Fund may postpone payment of your redemption proceeds up to 15 calendar days while the Fund waits for the check to clear. Furthermore, a Fund may suspend the right to redeem shares or postpone the date of payment upon redemption for more than seven calendar days: (1) for any period during which the NYSE is closed (other than customary weekend or holiday closings) or trading on the NYSE is restricted; (2) for any period during which an emergency exists affecting the sale of a Fund's securities or making such sale or the fair determination of the value of the Fund's net assets not reasonably practicable; or (3) for such other periods as the SEC may permit for the protection of a Fund's shareholders.

Other Redemption Information

IRA and retirement plan redemptions from accounts for which UMB Bank, n.a. is the custodian must be completed on an IRA Distribution Form or other acceptable form approved by UMB Bank, n.a. Shareholders who hold shares of a Fund through an IRA or other retirement plan must indicate on their redemption requests whether to withhold federal income tax. Such redemption requests will generally be subject to a 10% federal income tax withholding unless a shareholder elects not to have taxes withheld. An IRA owner with a foreign residential address may not elect to forgo the 10% withholding. In addition, if you are a resident of certain states, state income tax also applies to non-Roth IRA distributions when federal withholding applies. Please consult with your tax professional.

A Fund generally pays sale (redemption) proceeds in cash. A Fund typically expects to satisfy redemption requests by selling portfolio assets or by using holdings of cash or cash equivalents. On a less regular basis, a Fund may utilize a temporary overdraft facility offered through its custodian, UMB Bank, n.a., in order to assist a Fund in meeting redemption requests. The Funds use these methods during both normal and stressed market conditions. During conditions that make the payment of cash unwise and/or in order to protect the interests of a Fund's remaining shareholders, the Fund may pay all or part of a shareholder's redemption proceeds in portfolio securities with a market value equal to the redemption price (redemption-in-kind) in lieu of cash. A Fund may redeem shares in kind during both normal and stressed market conditions. Generally, in kind redemptions will be effected through pro rata distribution of a Fund's portfolio securities. If a Fund redeems your shares in kind, you will bear any market risks associated with investment in these securities, and you will be responsible for the costs (including brokerage charges) of converting the securities to cash.

Choosing a Share Class

Each Fund offers two classes of shares, each of which is designed for specific investors. Sales charges and fees may vary considerably between a Fund's classes. You should carefully consider the differences in the fee and sales charge structures. Please review the Fee Table and Sales Charge Schedules before investing in a Fund. You may also want to consult with a financial advisor in order to help you determine which class is most appropriate for you. The following is a summary of the differences between Class A Shares and Institutional Class Shares of each Fund:

Class A Shares	Institutional Class Shares
<ul style="list-style-type: none"> Designed for retail investors 	<ul style="list-style-type: none"> Designed for institutions (financial institutions, corporations, trusts, estates and religious and charitable organizations) investing for proprietary programs, discretionary accounts, and corporate benefit plans. Institutional Class Shares may also be available on certain brokerage platforms of firms that have agreements with the Funds to offer such shares when acting solely on an agency basis for the purchase or sale of such shares. If you transact in Institutional Class Shares through one of these programs, the minimum is waived and you may be required to pay a commission and/or other forms of compensation to the broker. A list of these brokerage platforms can be found in Appendix A - Waivers and Discounts Available from Intermediaries and Conversion Policies.
<ul style="list-style-type: none"> Initial sales charge of 5.75% or less No initial sales charge applied to purchases of \$1 million or more 	<ul style="list-style-type: none"> No initial or deferred sales charge. Institutional Class Shares may also be available on certain brokerage platforms of firms that have agreements with the Funds to offer such shares when acting solely on an agency basis for the purchase or sale of such shares. If you transact in Institutional Class Shares through one of these programs, the minimum is waived and you may be required to pay a commission and/or other forms of compensation to the broker. A list of these brokerage platforms can be found in Appendix A - Waivers and Discounts Available from Intermediaries and Conversion Policies.

Class A Shares	Institutional Class Shares
<ul style="list-style-type: none"> Deferred sales charge of 1.00% on purchases of \$1 million or more on all Fund shares liquidated in whole or in part within 12 months of purchase Rule 12b-1 distribution or shareholder liaison service fee equal to 0.25% of the class' average daily net assets 	<ul style="list-style-type: none"> No Rule 12b-1 distribution/service fee Lower expense ratio than Class A Shares because no Rule 12b-1 distribution fees or shareholder liaison service fees

Information on sales charges can be also found on the Funds' website, www.libertystreetfunds.com, or please call 1-800-207-7108, or consult with your financial advisor.

Class A Shares. Class A shares of a Fund are sold at the offering price, which is NAV plus an initial maximum sales charge that varies with the amounts you invest as shown in the following chart. This means that part of your investment in a Fund will be used to pay the sales charge. Currently, Class A Shares are not available for purchase.

Class A Shares – Sales Charge Schedule			
Sales Charge (Load) as % of:			
Amount of Purchase	Public Offering Price	Net Asset Value ⁽¹⁾	Broker/Dealer Reallowance %
Less than \$50,000	5.75%	6.10%	5.75%
At least \$50,000 but less than \$100,000	4.70%	4.99%	4.70%
At least \$100,000 but less than \$250,000	3.50%	3.63%	3.50%
At least \$250,000 but less than \$500,000	2.50%	2.56%	2.50%
At least \$500,000 but less than \$1,000,000	2.00%	2.04%	2.00%
\$1,000,000 and greater ⁽²⁾	None	0.00%	None

- (1) Rounded to the nearest one-hundredth percent. Because of rounding of the calculation in determining sales charges, the charges may be more or less than those shown in the table.
- (2) No initial sales charge applies on purchases of \$1 million or more. A CDSC of up to 1.00% of the offering price will be charged on purchases of \$1 million or more that are redeemed in whole or in part within twelve months of purchase.

When purchasing Class A Shares, if the dollar amount of your purchase reaches a specified level, known as a *breakpoint*, you are entitled to pay a discounted initial sales charge. For example, a purchase of less than \$50,000 of Class A shares of a Fund would pay an initial charge of 5.75%, while a purchase of \$50,000 would pay an initial charge 4.70%. There are several breakpoints shown in the **Class A Shares - Sales Charge Schedule** table above. The greater the investment, the greater the sales charge discount. Investments above \$1,000,000 have no front-end sales charge but may be subject to a CDSC (please see *Contingent Deferred Sales Charge Schedule – Class A Shares* below for more information).

The offering price for Class A Shares includes the relevant sales charge. The commission received by the Distributor is the sales charge less the reallowance paid to certain financial institutions purchasing shares. Normally, reallowances are paid as indicated in the previous tables. Commissions received by the Distributor are not retained for compensation, but instead are retained to pay future distribution expenses.

The Advisor may pay a sales commission of up to 1.00% of the offering price of Class A shares to brokers that initiate and are responsible for purchases of \$1 million or more according to the chart below. This does not apply to accounts for which an institution provides advisory or fiduciary services pursuant to an account management fee.

Sales Commission as % of Public Offering Price:		
Aggregate Amount of Purchase ⁽¹⁾	Sales Commission	
\$1,000,000 but less than \$5,000,000	1.00%	
\$5,000,000 but less than \$10,000,000	0.75%	of the amount over \$5,000,000 plus \$50,000
\$10,000,000 but less than \$15,000,000	0.50%	of the amount over \$10,000,000 plus \$87,500
\$15,000,000 and greater	0.25%	of the amount over \$15,000,000 plus \$112,500

(1) Sales commissions will be calculated at the rate indicated in the table above based on the aggregate, not incremental, purchase amount.

Reduced Sales Charges – Class A Shares. You may qualify for a reduced initial sales charge on purchases of Class A Shares under rights of accumulation (“ROA”) or a letter of intent (“LOI”). The Class A Shares of other mutual funds managed by the Advisor may be included when considering eligibility for reduced sales charges under ROA or a LOI. The transaction processing procedures maintained by certain financial institutions through which you can purchase Fund shares may restrict the universe of accounts considered for purposes of calculating a reduced sales charge under ROA or LOI. For example, the processing procedures of a financial institution may limit accounts to those that share the same tax identification number or mailing address and that are maintained only with that financial institution. The Funds permit financial institutions to calculate ROA and LOI based on the financial institution’s transaction processing procedures. Please contact your financial institution before investing to determine the process used to identify accounts for ROA and LOI purposes.

For rights of accumulation, you may take into account accumulated holdings in all Class A Shares of each Fund and any other fund managed by the Advisor that were purchased previously for accounts (a) (i) in your name, (ii) in the name of your spouse, (iii) in the name of you and your spouse, or (iv) in the name of your minor child under the age of 21, and (b) sharing the same mailing address (“Accounts”). Subject to your financial institution’s capabilities, your accumulated holdings will be calculated as the higher of (a) the current value of your existing holdings (as of the day prior to your additional Fund investment) or (b) the amount you invested (including reinvested dividends and capital gains, but excluding capital appreciation) less any withdrawals.

To be entitled to a reduced sales charge based on shares already owned, you must ask for the reduction at the time of purchase. You must also provide a Fund with your account number(s) and, if applicable, the account numbers for your spouse, children (provide the children’s ages), or other household members and, if requested by your financial institution, the following additional information regarding these Accounts:

- Information or records regarding Class A Shares held in all accounts in your name at the Funds’ transfer agent (the “Transfer Agent”);
- Information or records regarding Class A Shares held in all accounts in your name at a financial intermediary; and
- Information or records regarding Class A Shares for accounts in the name of your spouse, children or other household members, as applicable, at the Transfer Agent or another financial intermediary.

The Funds may amend or terminate this right of accumulation at any time.

You may also enter into an LOI, which expresses your intent to invest \$50,000 or more in a Fund’s Class A Shares in accounts within a future period of 13 months. The Class A Shares of other mutual funds managed by the Advisor may be eligible to be included for purposes of calculating a reduced sales charge under a LOI. Each purchase under an LOI will be made at the public offering price applicable at the time of the purchase to a single transaction of the dollar amount indicated in the LOI. If you do not purchase the minimum investment referenced in the LOI, you must pay a Fund an amount equal to the difference between the dollar value of the sales charges paid under the LOI and the dollar value of the sales charges due on the aggregate purchases of the Class A Shares as if such

purchases were executed in a single transaction. If incurred, these charges may be deducted directly from your account. Accounts subject to the LOI must be specifically identified in the LOI.

Elimination of Initial Sales Charges—Class A Shares. Certain persons may also be eligible to purchase or redeem Class A Shares without a sales charge. No sales charge is assessed on the reinvestment of Class A Shares' distributions. No sales charge is assessed on purchases made for investment purposes by:

- Investors with no associated broker/dealer who purchase shares directly through the Transfer Agent;
- Investors purchasing shares through a financial institution that has an agreement with a Fund or the Distributor to waive sales charges or offer Class A shares through a no load network or platform (please see Appendix A for a list of financial institutions that have these arrangements);
- A qualified retirement plan under Section 401(a) of the Code or a plan operating consistent with Section 403(b) of the Code;
- Any bank, trust company, savings institution, registered investment advisor, financial planner or financial institution on behalf of an account for which it provides advisory or fiduciary services pursuant to an account management fee;
- Trustees and officers of the Trust, directors, officers and full-time employees of the Advisor, the Sub-Advisor, the Distributor, any of their affiliates or any organization which has a selling agreement with the Funds or the Distributor, with respect to the Funds; the spouse, life partner, parent, child, sibling or other close family members of any such person; any trust or individual retirement account or retirement plan for the benefit of any such person; or the estate of any such person;
- No sales charge is assessed on Class A Shares purchased as a result of an exchange of Class A Shares from another eligible fund managed by the Advisor that were subject to an initial sales charge;
- No sales charge is assessed on Class A Shares purchased within 90 days from the redemption of Class A Shares of another eligible fund managed by the Advisor that were subject to an initial sales charge;
- Reinstatement privileges. If you redeem your Class A Shares that were subject to an initial sales charge and then decide to reinvest in Class A Shares, you may, within 90 calendar days of the date of your redemption, use all or any part of the proceeds of the redemption to reinstate, free of an initial sales charge, all or any part of your investment in Class A Shares of a Fund. The Transfer Agent must be informed that your new purchase represents a reinstated investment; or
- Any shares purchased as a result of reinvesting dividends or distributions.

The Funds require appropriate documentation of an investor's eligibility to purchase or redeem Class A Shares without a sales charge. Any shares of a Fund so purchased may not be resold except to the Fund.

Contingent Deferred Sales Charge Schedule—Class A Shares. A CDSC of 1.00% of the purchase or sales price, whichever is less, is assessed on redemptions of Class A Shares that were part of a purchase of \$1 million or more and that are liquidated in whole or in part within 12 months of purchase for a Fund.

To satisfy a redemption request, a Fund will first liquidate shares that are not subject to a CDSC such as shares acquired with reinvested dividends and capital gains. A Fund will then liquidate shares in the order that they were first purchased until the redemption request is satisfied. Investors who think they may be eligible for a waiver of the CDSC should inform their financial advisor. An investor or financial intermediary must notify the Funds' Transfer Agent prior to the redemption request to ensure receipt of the waiver.

Waivers of CDSC. A CDSC will not be assessed on the following redemptions of Class A Shares:

- Redemptions following death or permanent disability (as defined by the Code) of an individual investor;
- Required minimum distributions from a tax-deferred retirement plan or an individual retirement account (IRA) as required under the Code;
- Redemptions to return excess contributions made to a retirement plan;
- Redemptions by any bank, trust company, savings institution, registered investment advisor, financial planner or financial institution on behalf of an account for which it provides advisory or fiduciary services pursuant to an account management fee; or
- Redemptions by trustees and officers of the Trust, directors, officers and full-time employees of the Advisor, the Sub-Advisor, the Distributor, any of their affiliates or any organization with which the Distributor has entered into a dealer agreement, the spouse, life partner, parent, child, sibling or other close family members of any such person; any trust or individual retirement account or self-employed retirement plan for the benefit of any such person; or the estate of any such person.
- Exchanges into another eligible fund managed by the Advisor; however, the waiver of the CDSC shall only apply to the exchange transaction. The CDSC will still apply to the subsequent purchase of the other fund.

The availability of certain sales charge waivers and discounts will depend on whether you purchase your shares directly from a Fund or through a financial intermediary. As described in Appendix A to this Prospectus, financial intermediaries may have different policies and procedures regarding the availability of CDSC waivers. In all instances, it is the purchaser's responsibility to notify a Fund or the purchaser's financial intermediary at the time purchase of any relationship or other facts qualifying the purchaser for sales charge waivers or discounts. **For waivers or discounts not available through a particular intermediary, shareholders will have to purchase Fund shares directly from a Fund or through another intermediary to receive these waivers or discounts. Please see "Appendix A – Waivers and Discounts Available from Intermediaries and Conversion Policies" of the Prospectus for a description of waivers or discounts available through certain intermediaries.**

Retirement Accounts

You may invest in Fund shares through IRA accounts, including traditional and Roth IRAs. The Funds may also be appropriate for other retirement plans. Before investing in any IRA or other retirement plan, you should consult your tax advisor. Whenever making an investment in an IRA, be sure to indicate the year in which the contribution is made.

Availability of Information

Information regarding sales charges of a Fund and the applicability and availability of discounts from sales charges is available free of charge on the Funds' website at www.libertystreetfunds.com. The Prospectus and SAI are also available on the website.

Prospectus and Shareholder Report Mailings

In order to reduce the amount of mail you receive and to help reduce expenses, we generally send a single copy of any shareholder report and Prospectus to each household. If you do not want the mailing of these documents to be combined with those of other members of your household, please contact your authorized dealer or the Transfer Agent.

Additional Information

Each Fund enters into contractual arrangements with various parties, including among others the Advisor and Sub-Advisor, who provide services to the Fund. Shareholders are not parties to, or intended (or "third party") beneficiaries of, those contractual arrangements.

The Prospectus and the SAI provide information concerning each Fund that you should consider in determining whether to purchase shares of the Fund. A Fund may make changes to this information from time to time. Neither this prospectus nor the SAI is intended to give rise to any contract rights or other rights in any shareholder, other than any rights conferred by federal or state securities laws that may not be waived.

DIVIDENDS AND DISTRIBUTIONS

Each Fund will make distributions of net investment income, if any, typically quarterly, and will distribute net capital gains at least annually, typically during the month of December. A Fund may make additional payments of dividends or distributions if it deems it desirable at any other time during the year.

All dividends and distributions will be reinvested in Fund shares, unless you choose one of the following options: (1) to receive net investment income dividends in cash, while reinvesting capital gain distributions in additional Fund shares; or (2) to receive all dividends and distributions in cash. If you wish to change your distribution option, please write to the Transfer Agent before the payment date of the distribution.

If you elect to receive distributions in cash and the U.S. Postal Service cannot deliver your check, or if your distribution check has not been cashed for six months, each Fund reserves the right to reinvest the distribution check in your account at the Fund's then current NAV and to reinvest all subsequent distributions.

FEDERAL INCOME TAX CONSEQUENCES

The following discussion is very general and does not address investors subject to special rules, such as investors who hold Fund shares through an IRA, 401(k) plan or other tax-deferred account. The SAI contains further information about taxes. Because each shareholder's circumstances are different and special tax rules may apply, you should consult your tax advisor about your investment in the Funds.

You will generally have to pay federal income taxes, as well as any state or local taxes, on distributions received from a Fund, whether paid in cash or reinvested in additional shares. If you sell Fund shares, it is generally considered a taxable event. If you exchange shares of a Fund for shares of another fund, the exchange will be treated as a sale of the Fund's shares and any gain on the transaction may be subject to federal income tax.

Distributions of net investment income, other than "qualified dividend income," are taxable for federal income tax purposes at ordinary income tax rates. Distributions of net short-term capital gains are also generally taxable at ordinary income tax rates. Distributions from a Fund's net capital gain (i.e., the excess of its net long-term capital gain over its net short-term capital loss) are taxable for federal income tax purposes as long-term capital gain, regardless of how long the shareholder has held Fund shares.

Dividends paid by a Fund (but none of the Fund's capital gain distributions) may qualify in part for the dividends-received deduction available to corporate shareholders, provided certain holding period and other requirements are satisfied. Dividends received by a Fund from REITs generally are not expected to qualify for treatment as qualified dividend income or for the dividends-received deduction. Distributions that a Fund reports as "qualified dividend income" may be eligible to be taxed to non-corporate shareholders at the reduced rates applicable to long-term capital gain if derived from a Fund's qualified dividend income and/or if certain other requirements are satisfied. "Qualified dividend income" generally is income derived from dividends paid by U.S. corporations or certain foreign corporations that are either incorporated in a U.S. possession or eligible for tax benefits under certain U.S. income tax treaties. In addition, dividends that a Fund receives in respect of stock of certain foreign corporations may be qualified dividend income if that stock is readily tradable on an established U.S. securities market.

You may want to avoid buying shares of a Fund just before it declares a distribution (on or before the record date), because such a distribution will be taxable to you even though it may effectively be a return of a portion of your investment.

Although distributions are generally taxable when received, dividends declared in October, November or December to shareholders of record as of a date in such month and paid during the following January are treated as if received on December 31 of the calendar year when the dividends were declared. Information on the federal income tax status of dividends and distributions is provided annually.

Dividends and distributions from a Fund and net gain from redemptions of Fund shares will generally be taken into account in determining a shareholder's "net investment income" for purposes of the Medicare contribution tax applicable to certain individuals, estates and trusts.

If you do not provide a Fund with your correct taxpayer identification number and any required certifications, you will be subject to backup withholding on your redemption proceeds, dividends and other distributions. The backup withholding rate is currently 24%.

Dividends and certain other payments made by a Fund to a non-U.S. shareholder are subject to withholding of federal income tax at the rate of 30% (or such lower rate as may be determined in accordance with any applicable treaty). Dividends that are reported by a Fund as "interest-related dividends" or "short-term capital gain dividends" are generally exempt from such withholding. In general, a Fund may report interest-related dividends to the extent of its net income derived from U.S. source interest and a Fund may report short-term capital gain dividends to the extent its net short-term capital gain for the taxable year exceeds its net long-term capital loss. Backup withholding will not be applied to payments that have been subject to the 30% withholding tax described in this paragraph.

Under legislation commonly referred to as "FATCA," unless certain non-U.S. entities that hold shares comply with IRS requirements that will generally require them to report information regarding U.S. persons investing in, or holding accounts with, such entities, a 30% withholding tax may apply to dividends payable to such entities. A non-U.S. shareholder may be exempt from the withholding described in this paragraph under an applicable intergovernmental agreement between the United States and a foreign government, provided that the shareholder and the applicable foreign government comply with the terms of the agreement.

Some of a Fund's investment income may be subject to foreign income taxes that are withheld at the country of origin. Tax treaties between certain countries and the United States may reduce or eliminate such taxes, but there can be no assurance that a Fund will qualify for treaty benefits.

This discussion of distributions and taxes is not intended or written to be used as tax advice. Because everyone's tax situation is different, we encourage you to consult with appropriate tax and accounting professionals about federal, state, local, or foreign tax consequences before considering an investment in a Fund.

FINANCIAL HIGHLIGHTS

The following tables are intended to help you understand the Funds' and the Predecessor Funds' financial performance. Certain information reflects financial results for a single Fund or Predecessor Fund share. The total return figures represent the percentage that an investor in each Fund or each Predecessor Fund would have earned (or lost) on an investment in the Fund or Predecessor Fund (assuming reinvestment of all dividends and distributions). The financial information for the fiscal year ended August 31, 2021, has been audited by Tait, Weller & Baker LLP, an independent registered public accounting firm, whose report, along with the Funds' financial statements, is included in the Funds' annual report, which is available upon request (see back cover). The financial information for the fiscal years ended August 31, 2020, August 31, 2019, August 31, 2018, and August 31, 2017, has been audited by the Predecessor Funds' independent registered public accounting firm. No financial highlights information is presented for Class A Shares of the Funds because Class A Shares had not commenced operations during the periods shown.

Securian AM Real Asset Income Fund Institutional Class¹

Per share operating performance.

For a capital share outstanding throughout each period.

	For the Year Ended August 31,				
	2021	2020	2019	2018	2017
Net asset value, beginning of period	\$ 9.49	\$ 11.56	\$ 11.35	\$ 11.21	\$ 11.27
Income from Investment Operations:					
Net investment income ²	0.24	0.19	0.25	0.23	0.21
Net realized and unrealized gain (loss)	2.57	(1.79)	0.41	0.27	(0.04)
Total from investment operations	2.81	(1.60)	0.66	0.50	0.17
Less Distributions:					
From net investment income	(0.29)	(0.26)	(0.32)	(0.22)	(0.23)
From net realized gain	-	(0.21)	(0.13)	(0.14)	-
Total distributions	(0.29)	(0.47)	(0.45)	(0.36)	(0.23)
Net asset value, end of period	\$ 12.01	\$ 9.49	\$ 11.56	\$ 11.35	\$ 11.21
Total return³	30.05%	(14.25)%	6.32%	4.61%	1.59%
Ratios and Supplemental Data:					
Net assets, end of period (in thousands)	\$ 81,712	\$ 67,950	\$ 83,697	\$ 81,388	\$ 86,513
Ratio of expenses to average net assets:					
Before fees waived and expenses absorbed	1.15%	1.06%	1.02%	1.06%	1.07%
After fees waived and expenses absorbed	0.90% ⁴	0.75%	0.75%	0.82% ⁵	0.95%
Ratio of net investment income to average net assets:					
Before fees waived and expenses absorbed	2.03%	1.57%	1.95%	2.02%	1.83%
After fees waived and expenses absorbed	2.28%	1.88%	2.22%	2.26%	1.95%
Portfolio turnover rate	44%	50%	46%	56%	74%

1 Financial information from September 1, 2015 through December 11, 2020 is for the Securian Real Asset Income Fund, which was reorganized into the newly formed Securian AM Real Asset Income Fund as of the close of business on December 11, 2020. See Note 1 in the accompanying Notes to Financial Statements.

2 Calculated based on average shares outstanding for the period.

3 Total returns would have been lower had expenses not been waived or absorbed by the Advisor. Returns shown do not reflect the deduction of taxes that a shareholder would pay on Fund distributions or the redemption shares.

4 Effective December 12, 2020, the Advisor contractually agreed to limit the annual fund operating expenses to 0.95%. Prior to December 12, 2020, the annual fund operating expense limitation was 0.75%.

5 Effective December 29, 2017, the Advisor contractually agreed to limit the annual fund operating expenses to 0.75%. Prior to December 29, 2017, the annual fund operating expense limitation was 0.95%.

**Securian AM Balanced Stabilization Fund
Institutional Class¹**

Per share operating performance.

For a capital share outstanding throughout each period.

	For the Year Ended August 31,				
	2021	2020	2019	2018	2017
Net asset value, beginning of period	<u>\$ 14.15</u>	<u>\$ 12.70</u>	<u>\$ 12.72</u>	<u>\$ 11.95</u>	<u>\$ 10.81</u>
Income from Investment Operations:					
Net investment income ^{2,3}	0.12	0.25	0.24	0.23	0.19
Net realized and unrealized gain	1.94	1.59	0.28	1.36	1.12
Total from investment operations	<u>2.06</u>	<u>1.84</u>	<u>0.52</u>	<u>1.59</u>	<u>1.31</u>
Less Distributions:					
From net investment income	(0.15)	(0.35)	(0.17)	(0.20)	(0.17)
From net realized gain	(0.54)	(0.04)	(0.37)	(0.62)	-
Total distributions	<u>(0.69)</u>	<u>(0.39)</u>	<u>(0.54)</u>	<u>(0.82)</u>	<u>(0.17)</u>
Net asset value, end of period	<u>\$ 15.52</u>	<u>\$ 14.15</u>	<u>\$ 12.70</u>	<u>\$ 12.72</u>	<u>\$ 11.95</u>
Total return⁴	15.16%	14.76%	4.54%	13.74%	12.27%
Ratios and Supplemental Data:					
Net assets, end of period (in thousands)	\$ 76,347	\$ 66,439	\$ 59,665	\$ 41,724	\$ 35,683
Ratio of expenses to average net assets:					
Before fees waived and expenses absorbed ⁵	1.01% ⁶	0.90%	1.03%	1.19%	1.36%
After fees waived and expenses absorbed ⁵	0.85% ^{6,7}	0.55%	0.55%	0.55%	0.55%
Ratio of net investment income to average net assets:					
Before fees waived and expenses absorbed ³	0.66%	1.55%	1.67%	1.20%	0.87%
After fees waived and expenses absorbed ³	0.82%	1.90%	2.15%	1.84%	1.68%
Portfolio turnover rate	0%	6%	1%	7%	0%

1 Financial information from September 28, 2015 through December 11, 2020 is for the Securian AM Balanced Stabilization Fund, which was reorganized into the newly formed Securian AM Balanced Stabilization Fund as of the close of business on December 11, 2020. See Note 1 in the accompanying Notes to Financial Statements.

2 Calculated based on average shares outstanding for the period.

3 Recognition of the net investment income by the Fund is affected by the timing of the declaration of dividends by the underlying investment companies in which the Fund invests. The ratio does not include net investment income of the investment companies in which the Fund invests.

4 Total returns would have been lower had expenses not been waived or absorbed by the Advisor. Returns shown do not reflect the deduction of taxes that a shareholder would pay on Fund distributions or the redemption shares.

5 Does not include expenses of the investment companies in which the Fund invests.

6 If interest expense had been excluded, the expense ratio would have been lowered by 0.01% for the year ended August 31, 2021.

7 Effective December 12, 2020, the Advisor contractually agreed to limit the annual fund operating expenses to 0.95%. Prior to December 12, 2020, the annual fund operating expense limitation was 0.55%.

**Securian AM Equity Stabilization Fund
Institutional Class¹**

Per share operating performance.

For a capital share outstanding throughout each period.

	For the Year Ended August 31 ,				
	2021	2020	2019	2018	2017
Net asset value, beginning of period	<u>\$ 11.59</u>	<u>\$ 12.29</u>	<u>\$ 12.33</u>	<u>\$ 11.62</u>	<u>\$ 10.85</u>
Income from Investment Operations:					
Net investment income ^{2,3}	0.15	0.29	0.24	0.22	0.23
Net realized and unrealized gain (loss)	<u>1.48</u>	<u>(0.62)</u>	<u>0.14</u>	<u>0.67</u>	<u>0.77</u>
Total from investment operations	<u>1.63</u>	<u>(0.33)</u>	<u>0.38</u>	<u>0.89</u>	<u>1.00</u>
Less Distributions:					
From net investment income	(0.18)	(0.37)	(0.19)	(0.18)	(0.23)
From net realized gain	<u>-</u>	<u>-</u>	<u>(0.23)</u>	<u>-</u>	<u>-</u>
Total distributions	<u>(0.18)</u>	<u>(0.37)</u>	<u>(0.42)</u>	<u>(0.18)</u>	<u>(0.23)</u>
Net asset value, end of period	<u><u>\$ 13.04</u></u>	<u><u>\$ 11.59</u></u>	<u><u>\$ 12.29</u></u>	<u><u>\$ 12.33</u></u>	<u><u>\$ 11.62</u></u>
Total return⁴	14.19%	(2.76)%	3.32%	7.69%	9.36%
Ratios and Supplemental Data:					
Net assets, end of period (in thousands)	\$ 20,095	\$ 31,068	\$ 39,826	\$ 37,981	\$ 44,437
Ratio of expenses to average net assets:					
Before fees waived and expenses absorbed ⁵	1.55%	1.13%	1.14%	1.15%	1.22%
After fees waived and expenses absorbed ⁵	0.81% ⁶	0.55%	0.55%	0.55%	0.55%
Ratio of net investment income to average net assets:					
Before fees waived and expenses absorbed ³	0.49%	1.69%	1.45%	1.13%	1.48%
After fees waived and expenses absorbed ³	1.23%	2.27%	2.04%	1.73%	2.15%
Portfolio turnover rate	0%	17%	8%	12%	0%

1 Financial information from September 28, 2015 through December 11, 2020 is for the Securian AM Equity Stabilization Fund, which was reorganized into the newly formed Securian AM Equity Stabilization Fund as of the close of business on December 11, 2020. See Note 1 in the accompanying Notes to Financial Statements.

2 Calculated based on average shares outstanding for the period.

3 Recognition of the net investment income by the Fund is affected by the timing of the declaration of dividends by the underlying investment companies in which the Fund invests. The ratio does not include net investment income of the investment companies in which the Fund invests.

4 Total returns would have been lower had expenses not been waived or absorbed by the Advisor. Returns shown do not reflect the deduction of taxes that a shareholder would pay on Fund distributions or the redemption shares.

5 Does not include expenses of the investment companies in which the Fund invests.

6 Effective December 12, 2020, the Advisor contractually agreed to limit the annual fund operating expenses to 0.95%. Prior to December 12, 2020, the annual fund operating expense limitation was 0.55%.

APPENDIX A – WAIVERS AND DISCOUNTS AVAILABLE FROM INTERMEDIARIES AND CONVERSION POLICIES

The availability of certain sales charge waivers and discounts will depend on whether you purchase your shares directly from the Funds or through a financial intermediary. Intermediaries may have different policies and procedures regarding the availability of front-end sales load waivers or contingent deferred sales load (“CDSC”) waivers than those discussed below, which have been provided by the respective intermediaries. In all instances, it is the purchaser’s responsibility to notify the Funds or the purchaser’s financial intermediary at the time of purchase of any relationship or other facts qualifying the purchaser for sales charge waivers or discounts. **For waivers and discounts not available through a particular intermediary, shareholders will have to purchase Fund shares directly from the Funds or through another intermediary to receive these waivers or discounts.** Please contact the applicable intermediary with any questions regarding how the intermediary applies the policies described below and to ensure that you understand what steps you must take to qualify for any available waivers or discounts.

Morgan Stanley

Effective July 1, 2018, shareholders purchasing Fund shares through a Morgan Stanley Wealth Management transactional brokerage account will be eligible only for the following front-end sales charge waivers with respect to Class A shares, which may differ from and may be more limited than those disclosed elsewhere in this Funds’ Prospectus or SAI.

Front-end Sales Charge Waivers on Class A Shares available at Morgan Stanley Wealth Management

- Employer-sponsored retirement plans (e.g., 401(k) plans, 457 plans, employer-sponsored 403(b) plans, profit sharing and money purchase pension plans and defined benefit plans). For purposes of this provision, employer-sponsored retirement plans do not include SEP IRAs, Simple IRAs, SAR-SEPs or Keogh plans
- Morgan Stanley employee and employee-related accounts according to Morgan Stanley’s account linking rules
- Shares purchased through reinvestment of dividends and capital gains distributions when purchasing shares of the same fund
- Shares purchased through a Morgan Stanley self-directed brokerage account
- Shares purchased from the proceeds of redemptions within the same fund family, provided (i) the repurchase occurs within 90 days following the redemption, (ii) the redemption and purchase occur in the same account, and (iii) redeemed shares were subject to a front-end or deferred sales charge.

Raymond James & Associates, Inc., Raymond James Financial Services, Inc., and each entity’s affiliates (“Raymond James”) (“Raymond James”) - Defined Sales Charge Waiver Policies

Shareholders purchasing fund shares through a Raymond James platform or account, or through an introducing broker-dealer or independent registered investment adviser for which Raymond James provides trade execution, clearance, and/or custody services, will be eligible only for the following load waivers (front-end sales charge waivers and contingent deferred, or back-end, sales charge waivers) and discounts, which may differ from those disclosed elsewhere in this Funds’ prospectus or SAI.

Front-end sales load waivers on Class A shares available at Raymond James

- Shares purchased in an investment advisory program.
- Shares purchased within the same fund family through a systematic reinvestment of capital gains and dividend distributions.
- Employees and registered representatives of Raymond James or its affiliates and their family members as designated by Raymond James.
- Shares purchased from the proceeds of redemptions within the same fund family, provided (1) the repurchase occurs within 90 days following the redemption, (2) the redemption and purchase occur in the

same account, and (3) redeemed shares were subject to a front-end or deferred sales load (known as Rights of Reinstatement).

CDSC Waivers on Classes A shares available at Raymond James

- Death or disability of the shareholder.
- Shares sold as part of a systematic withdrawal plan as described in the Funds' prospectus.
- Return of excess contributions from an IRA Account.
- Shares sold as part of a required minimum distribution for IRA and retirement accounts due to the shareholder reaching the qualified age based on applicable IRS regulations as described in the Funds' prospectus.
- Shares sold to pay Raymond James fees but only if the transaction is initiated by Raymond James.
- Shares acquired through a right of reinstatement.

Front-end load discounts available at Raymond James: breakpoints, rights of accumulation, and/or letters of intent

- Breakpoints as described in this prospectus.
- Rights of accumulation which entitle shareholders to breakpoint discounts will be automatically calculated based on the aggregated holding of fund family assets held by accounts within the purchaser's household at Raymond James. Eligible fund family assets not held at Raymond James may be included in the calculation of rights of accumulation only if the shareholder notifies his or her financial advisor about such assets.
- Letters of intent which allow for breakpoint discounts based on anticipated purchases within a fund family, over a 13-month time period. Eligible fund family assets not held at Raymond James may be included in the calculation of letters of intent only if the shareholder notifies his or her financial advisor about such assets.

Janney Montgomery Scott LLC

If you purchase Fund shares through a Janney Montgomery Scott LLC ("Janney") brokerage account, you will be eligible for the following load waivers (front-end sales charge waivers and contingent deferred sales charge ("CDSC"), or back-end sales charge, waivers) and discounts, which may differ from those disclosed elsewhere in this Funds' Prospectus or SAI.

Front-end sales charge* waivers on Class A shares available at Janney

- Shares purchased through reinvestment of capital gains distributions and dividend reinvestment when purchasing shares of the same fund (but not any other fund within the fund family).
- Shares purchased by employees and registered representatives of Janney or its affiliates and their family members as designated by Janney.
- Shares purchased from the proceeds of redemptions within the same fund family, provided (1) the repurchase occurs within ninety (90) days following the redemption, (2) the redemption and purchase occur in the same account, and (3) redeemed shares were subject to a front-end or deferred sales load (i.e., right of reinstatement).
- Employer-sponsored retirement plans (e.g., 401(k) plans, 457 plans, employer-sponsored 403(b) plans, profit sharing and money purchase pension plans and defined benefit plans). For purposes of this provision, employer-sponsored retirement plans do not include SEP IRAs, Simple IRAs, SAR-SEPs or Keogh plans.
- Shares acquired through a right of reinstatement.

CDSC waivers on Class A shares available at Janney

- Shares sold upon the death or disability of the shareholder.
- Shares sold as part of a systematic withdrawal plan as described in the Funds' Prospectus.
- Shares purchased in connection with a return of excess contributions from an IRA account.

- Shares sold as part of a required minimum distribution for IRA and other retirement accounts due to the shareholder reaching age 70½ as described in the Funds' Prospectus.
- Shares sold to pay Janney fees but only if the transaction is initiated by Janney.
- Shares acquired through a right of reinstatement.
- Shares exchanged into the same share class of a different fund.

Front-end sales charge* discounts available at Janney: breakpoints, rights of accumulation, and/or letters of intent

- Breakpoints as described in the Funds' Prospectus.
- Rights of accumulation ("ROA"), which entitle shareholders to breakpoint discounts, will be automatically calculated based on the aggregated holding of fund family assets held by accounts within the purchaser's household at Janney. Eligible fund family assets not held at Janney may be included in the ROA calculation only if the shareholder notifies his or her financial advisor about such assets.
- Letters of intent which allow for breakpoint discounts based on anticipated purchases within a fund family, over a 13-month time period. Eligible fund family assets not held at Janney Montgomery Scott may be included in the calculation of letters of intent only if the shareholder notifies his or her financial advisor about such assets.

*Also referred to as an "initial sales charge."

Oppenheimer & Co. Inc. ("OPCO")

Shareholders purchasing Fund shares through an OPCO platform or account are eligible only for the following load waivers (front-end sales charge waivers and contingent deferred, or back-end, sales charge waivers) and discounts, which may differ from those disclosed elsewhere in this Funds' prospectus or SAI.

Front-end Sales Load Waivers on Class A shares available at OPCO

- Employer-sponsored retirement, deferred compensation and employee benefit plans (including health savings accounts) and trusts used to fund those plans, provided that the shares are not held in a commission-based brokerage account and shares are held for the benefit of the plan
- Shares purchased by or through a 529 Plan
- Shares purchased through a OPCO affiliated investment advisory program
- Shares purchased through reinvestment of capital gains distributions and dividend reinvestment when purchasing shares of the same fund (but not any other fund within the fund family)
- Shares purchased from the proceeds of redemptions within the same fund family, provided (1) the repurchase occurs within 90 days following the redemption, (2) the redemption and purchase occur in the same amount, and (3) redeemed shares were subject to a front-end or deferred sales load (known as Rights of Restatement)
- Employees and registered representatives of OPCO or its affiliates and their family members
- Directors or Trustees of the Funds, and employees of the Funds' investment adviser or any of its affiliates, as described in this prospectus

CDSC Waivers on Class A shares available at OPCO

- Death or disability of the shareholder
- Shares sold as part of a systematic withdrawal plan as described in the Funds' prospectus
- Return of excess contributions from an IRA Account
- Shares sold as part of a required minimum distribution for IRA and retirement accounts due to the shareholder reaching age 70½ as described in the prospectus
- Shares sold to pay OPCO fees but only if the transaction is initiated by OPCO
- Shares acquired through a right of reinstatement

Front-end load Discounts Available at OPCO: Breakpoints, Rights of Accumulation & Letters of Intent

- Breakpoints as described in this prospectus.
- Rights of Accumulation (ROA) which entitle shareholders to breakpoint discounts will be automatically calculated based on the aggregated holding of fund family assets held by accounts within the purchaser's household at OPCO. Eligible fund family assets not held at OPCO may be included in the ROA calculation only if the shareholder notifies his or her financial advisor about such assets

UBS Financial Services, Inc. ("UBS-FS")

Pursuant to an agreement with the Funds, Institutional Class Shares may be available on certain brokerage platforms at UBS-FS. For such platforms, UBS-FS may charge commissions on brokerage transactions in a Fund's Institutional Class Shares. A shareholder should contact UBS-FS for information about the commissions charged by UBS-FS for such transactions. The minimum for the Institutional Class Share is waived for transactions through such brokerage platforms at UBS-FS.

Robert W. Baird & Co. ("Baird")

Effective June 15, 2020, shareholders purchasing fund shares through a Baird platform or account will only be eligible for the following sales charge waivers (front-end sales charge waivers and CDSC waivers) and discounts, which may differ from those disclosed elsewhere in this prospectus or the SAI.

Front-End Sales Charge Waivers on Investors A Shares Available at Baird

- Shares purchased through reinvestment of capital gains distributions and dividend reinvestment when purchasing shares of the same fund
- Shares purchase by employees and registered representatives of Baird or its affiliate and their family members as designated by Baird
- Shares purchased from the proceeds of redemptions within the same fund family, provided (1) the repurchase occurs within 90 days following the redemption, (2) the redemption and purchase occur in the same accounts, and (3) redeemed shares were subject to a front-end or deferred sales charge (known as rights of reinstatement)
- Employer-sponsored retirement plans or charitable accounts in a transactional brokerage account at Baird, including 401(k) plans, 457 plans, employer-sponsored 403(b) plans, profit sharing and money purchase pension plans and defined benefit plans. For purposes of this provision, employer-sponsored retirement plans do not include SEP IRAs, Simple IRAs or SAR-SEPs

CDSC Waivers on Investor A Shares Available at Baird

- Shares sold due to death or disability of the shareholder
- Shares sold as part of a systematic withdrawal plan as described in the Fund's Prospectus
- Shares bought due to returns of excess contributions from an IRA Account
- Shares sold as part of a required minimum distribution for IRA and retirement accounts due to the shareholder reaching the qualified age based on applicable Internal Revenue Service regulations as described in the Fund's prospectus
- Shares sold to pay Baird fees but only if the transaction is initiated by Baird
- Shares acquired through a right of reinstatement

Front-End Sales Charge Discounts Available at Baird: Breakpoints and/or Rights of Accumulations

- Breakpoints as described in this prospectus
- Rights of accumulations which entitles shareholders to breakpoint discounts will be automatically calculated based on the aggregated holding of the fund family assets held by accounts within the purchaser's household at Baird. Eligible fund family assets not held at Baird may be included in the rights of accumulations calculation only if the shareholder notifies his or her financial advisor about such assets
- Letters of Intent (LOI) allow for breakpoint discounts based on anticipated purchases within fund family through Baird, over a 13-month period of time

Elimination of Initial Sales Charges—Class A Shares. No sales charge is assessed on purchases made for investment purposes by investors purchasing shares through the following financial institutions:

Charles Schwab & Co., Inc.
Morgan Stanley
TD Ameritrade, Inc.
Vanguard Marketing Corporation

Investment Advisor

Liberty Street Advisors, Inc.
100 Wall Street, 20th Floor
New York, New York 10005

Sub-Advisor

Securian Asset Management, Inc.
400 Robert Street N.
St. Paul, Minnesota 55101

Fund Co-Administrator

Mutual Fund Administration, LLC
2220 E. Route 66, Suite 226
Glendora, California 91740

Fund Co-Administrator, Transfer Agent and Fund Accountant

UMB Fund Services, Inc.
235 W. Galena Street
Milwaukee, Wisconsin 53212

Custodian

UMB Bank, n.a.
928 Grand Boulevard, 5th Floor
Kansas City, Missouri 64106

Distributor

Foreside Fund Services, LLC
Three Canal Plaza, Suite 100
Portland, Maine 04101
www.foreside.com

Counsel to the Trust

Morgan, Lewis & Bockius LLP
600 Anton Boulevard, Suite 1800
Costa Mesa, California 92626

Independent Registered Public Accounting Firm

Tait, Weller & Baker LLP
Two Liberty Place
50 S. 16th Street, Suite 2900
Philadelphia, Pennsylvania 19102-2529

**Securian AM Real Asset Income Fund
Securian AM Balanced Stabilization Fund
Securian AM Equity Stabilization Fund
Each a series of Investment Managers Series Trust**

FOR MORE INFORMATION

Statement of Additional Information (SAI)

The SAI provides additional details about the investments and techniques of the Funds and certain other additional information. The SAI is on file with the SEC and is incorporated into this Prospectus by reference. This means that the SAI is legally considered a part of this Prospectus even though it is not physically within this Prospectus.

Shareholder Reports

Additional information about each Fund's investments will be available in the Funds' annual and semi-annual reports to shareholders. In the Funds' annual report, you will find a discussion of the market conditions and investment strategies that significantly affected the Funds' performance during its most recent fiscal year.

The Funds' SAI is available and annual and semi-annual reports are available free of charge on the Funds' website at <http://www.libertystreetfunds.com>. You can also obtain a free copy of the Funds' SAI or annual and semi-annual reports, request other information, or inquire about a Fund by contacting a broker that sells shares of the Fund or by calling the Fund (toll-free) at 1-800-207-7108 or by writing to:

Securian AM Mutual Funds
P.O. Box 2175
Milwaukee, WI 53201

Reports and other information about the Funds are also available:

- Free of charge, on the EC's EDGAR database on the SEC's Internet website at <http://www.sec.gov>; or
- For a fee, by electronic request at the following e-mail address: publicinfo@sec.gov.

(Investment Company Act file number 811- 21719.)